

CITY OF MADISON

2018 PARKING GARAGE MAINTENANCE

MADISON, WISCONSIN

CITY OF MADISON CONTRACT NO. 8190

BID DRAWINGS



CREATE THE VISION TELL THE STORY

MADISON | MILWAUKEE
KENOSHA | APPLETON | WAUSAU

MADISON REGIONAL OFFICE
161 HORIZON DRIVE, SUITE 101
VERONA, WISCONSIN 53593
P. 608.848.5060

CLIENT:



CLIENT ADDRESS:
30 W MIFFLIN ST, SUITE 900
MADISON, WISCONSIN 53703

PROJECT:
2018 PARKING GARAGE
MAINTENANCE

PROJECT LOCATION:
MADISON, WI

PLAN MODIFICATIONS:

#	Date	Description
1		
2		
3		
4		
5		
6		
7		
8		
9		
10		
11		
12		
13		
14		
15		

Design/Drawn: PGB
Approved: JJE

SHEET TITLE:
TITLE SHEET

SHEET NUMBER:
T1

JSD PROJECT NO: 15-7159

STATE STREET CAMPUS (LAKE) GARAGE
415 NORTH LAKE STREET

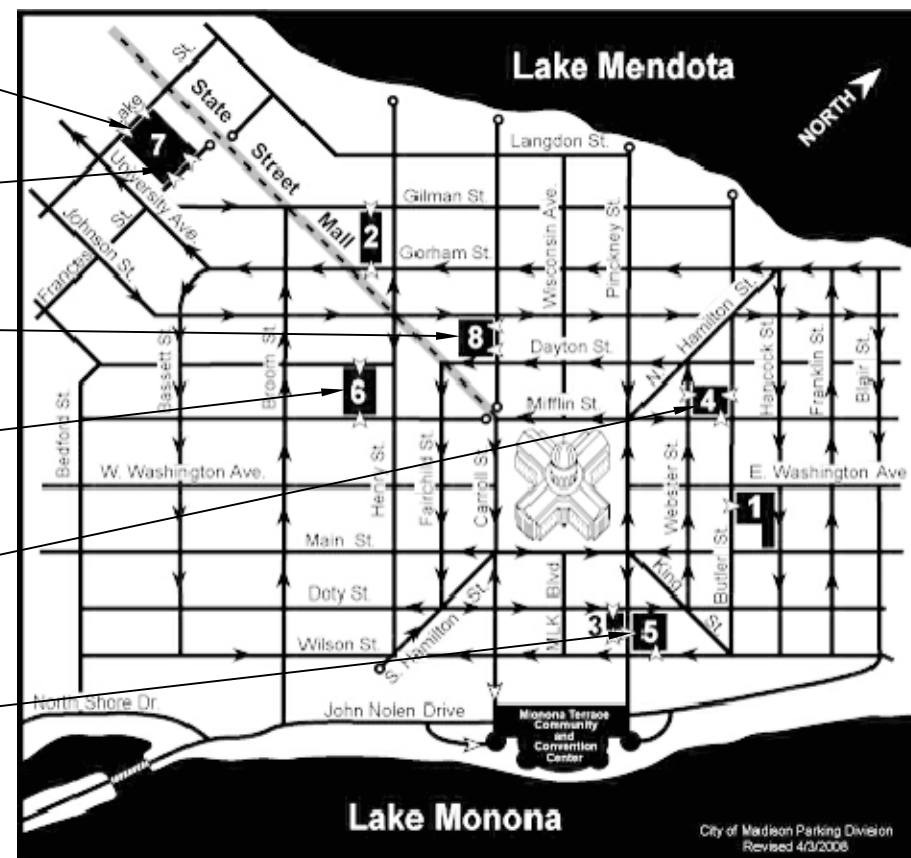
STATE STREET CAMPUS (FRANCES) GARAGE
430 N. FRANCES ST.

STATE STREET CAPITOL GARAGE
214 NORTH CARROLL STREET

OVERTURE CENTER GARAGE
318 WEST MIFFLIN STREET

CAPITOL SQUARE NORTH GARAGE
218 EAST MIFFLIN STREET

GOVERNMENT EAST GARAGE
215 SOUTH PINCKNEY STREET



PARTIAL CITY OF MADISON LOCATION MAP

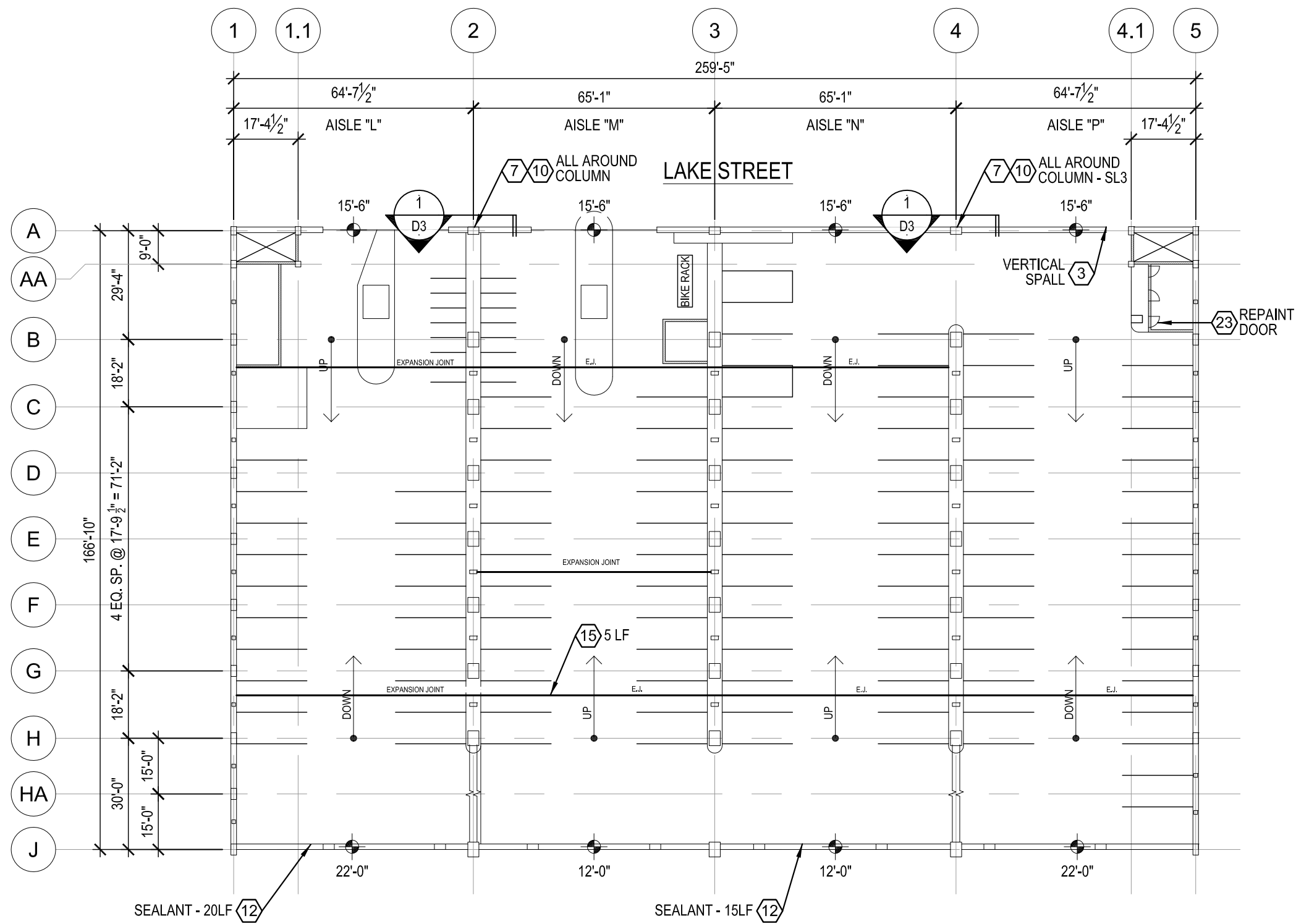


DRAWING INDEX

TITLE SHEET	T1
STATE STREET CAMPUS (LAKE) GARAGE	SL1 - SL7
STATE STREET CAMPUS (FRANCES) GARAGE	SF1 - SF5
OVERTURE CENTER RAMP	OC1 - OC7
STATE STREET CAPITOL GARAGE	SC1 - SC9
CAPITOL SQUARE NORTH GARAGE	CN1 - CN4
RESTORATION DETAILS	D1 - D3

INFORMATION PERTAINING TO EXISTING CONDITIONS GIVEN ON THESE DRAWINGS REPRESENTS TO THE BEST OF OUR KNOWLEDGE THE ACTUAL EXISTING FIELD CONDITIONS. JSD PROFESSIONAL SERVICES, INC. MAKES NO WARRANTY AS TO THEIR ACCURACY. CONTRACTOR TO FIELD VERIFY EXISTING CONDITIONS IMPERATIVE TO THE NEW WORK. REPORT DISCREPANCIES BETWEEN DRAWINGS AND FIELD CONDITIONS TO THE ENGINEER FOR REVIEW. ANY WORK PERFORMED PRIOR TO RESOLUTION OF DISCREPANCIES BY THE ENGINEER IS SUBJECT TO REMOVAL AND REPLACEMENT AT NO ADDITIONAL COST TO THE CONTRACT. CONTRACTORS ARE RESPONSIBLE FOR THE MEANS, METHODS, TECHNIQUES, SEQUENCES, AND PROCEDURES OF CONSTRUCTION INCLUDING, BUT NOT LIMITED TO TEMPORARY SUPPORTS, SHORING, AND FORMING TO SUPPORT IMPOSED LOADS AND OTHER SIMILAR ITEMS. THE LOCATION OF DETERIORATED CONCRETE AND CRACKS SHOWN ARE FOR REFERENCE PURPOSES ONLY. DETERIORATED CONCRETE AND CRACKS TO BE REPAIRED WILL BE DESIGNATED BY THE ENGINEER AT THE TIME OF CONSTRUCTION.

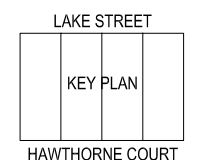
File: I:\2015\157159\3.3_2018_Restoration Docs\DWG\SSCL_2018 - Restoration.dwg Layout: SJ User: boardroom Plotted: Apr. 10, 2018 - 11:56am xref:s



1 LEVEL 1 TOPSIDE PLAN
1/32" = 1'-0"

LEGEND

(X) REPAIR ITEM NUMBER
REFERS TO WORK ITEM
OUTLINED IN THE UNIT
PRICES SECTION OF SPEC



CREATE THE VISION TELL THE STORY

MADISON | MILWAUKEE
KENOSHA | APPLETON | WAUSAU

MADISON REGIONAL OFFICE
161 HORIZON DRIVE, SUITE 101
VERONA, WISCONSIN 53593
P. 608.848.5060



CLIENT ADDRESS:
30 W MIFFLIN ST, SUITE 900
MADISON, WISCONSIN 53703

PROJECT:
**2018 PARKING GARAGE
MAINTENANCE**

PROJECT LOCATION:
STATE STREET CAMPUS -
LAKE STREET RAMP

PLAN MODIFICATIONS:

#	Date:	Description:
1		
2		
3		
4		
5		
6		
7		
8		
9		
10		
11		
12		
13		
14		
15		

Design/Drawn: PGB
Approved: JJE

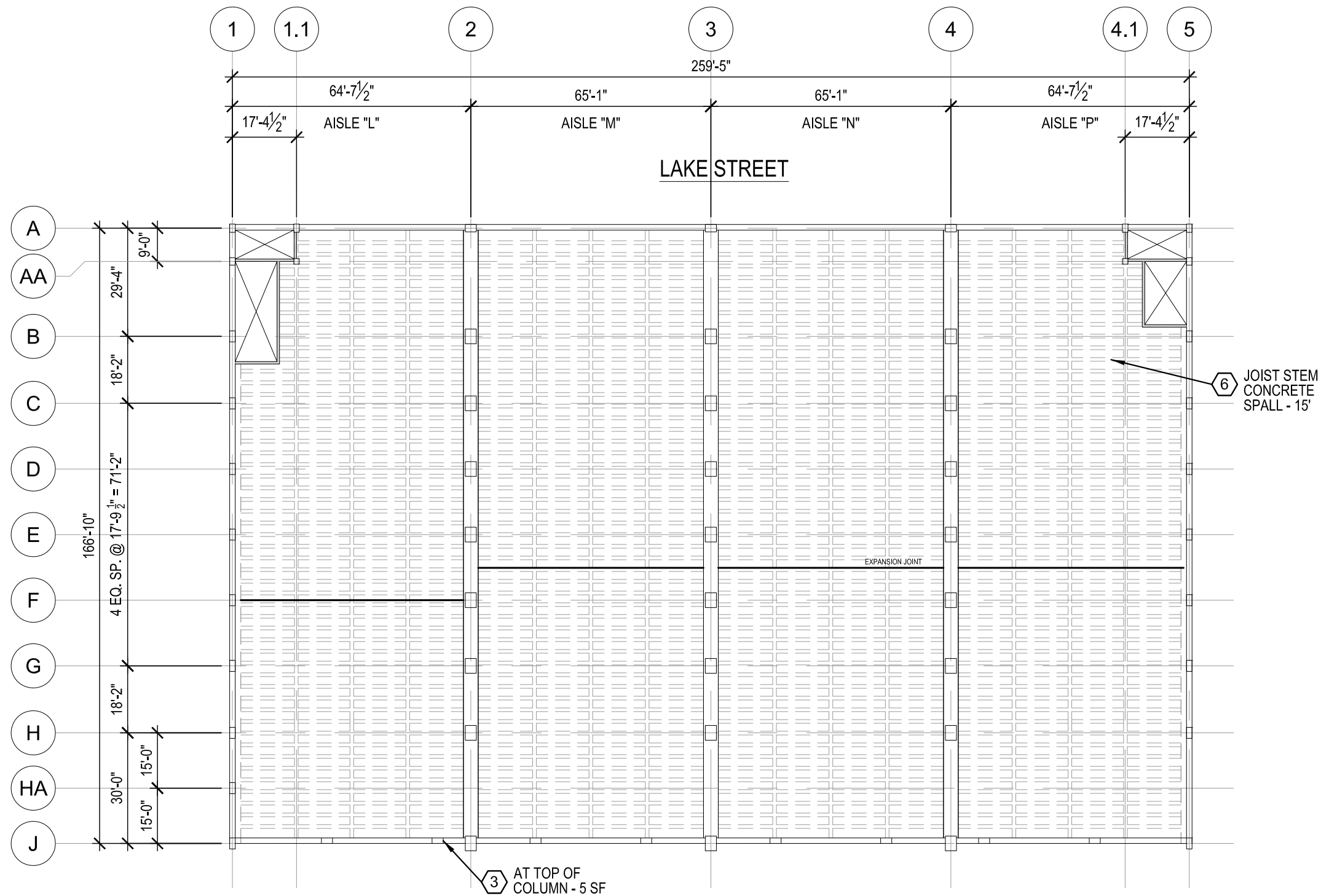
SHEET TITLE:
**LEVEL ONE
FLOOR PLAN**

SHEET NUMBER:
SL1

JSD PROJECT NO: 15-7159

THESE PLANS AND DESIGNS ARE COPYRIGHT PROTECTED AND MAY NOT BE USED IN WHOLE OR IN PART WITHOUT THE WRITTEN CONSENT OF JSD PROFESSIONAL SERVICES, INC.

File: I:\2015\157159\3.3_2018_Restoration Docs\DWG\SSCL_2018 - Restoration.dwg Layout: SL2 User: pbaker Plotted: Feb 14, 2018 - 3:48pm Xrefs:



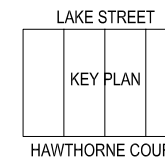
LEGEND

(X) REPAIR ITEM NUMBER
REFERS TO WORK ITEM
OUTLINED IN THE UNIT
PRICES SECTION OF SPEC

(6) JOIST STEM
CONCRETE
SPALL - 15'

(3) AT TOP OF
COLUMN - 5 SF

1 LEVEL 1 OVERHEAD PLAN
1/32" = 1'-0"



CREATE THE VISION TELL THE STORY

MADISON | MILWAUKEE
KENOSHA | APPLETON | WAUSAU

MADISON REGIONAL OFFICE
161 HORIZON DRIVE, SUITE 101
VERONA, WISCONSIN 53593
P. 608.848.5060

CLIENT:



CLIENT ADDRESS:
30 W MIFFLIN ST, SUITE 900
MADISON, WISCONSIN 53703

PROJECT:
**2018 PARKING GARAGE
MAINTENANCE**

PROJECT LOCATION:
**STATE STREET CAMPUS -
LAKE STREET RAMP**

PLAN MODIFICATIONS:

#	Date:	Description:
1		
2		
3		
4		
5		
6		
7		
8		
9		
10		
11		
12		
13		
14		
15		

Design/Drawn: PGB
Approved: JJE

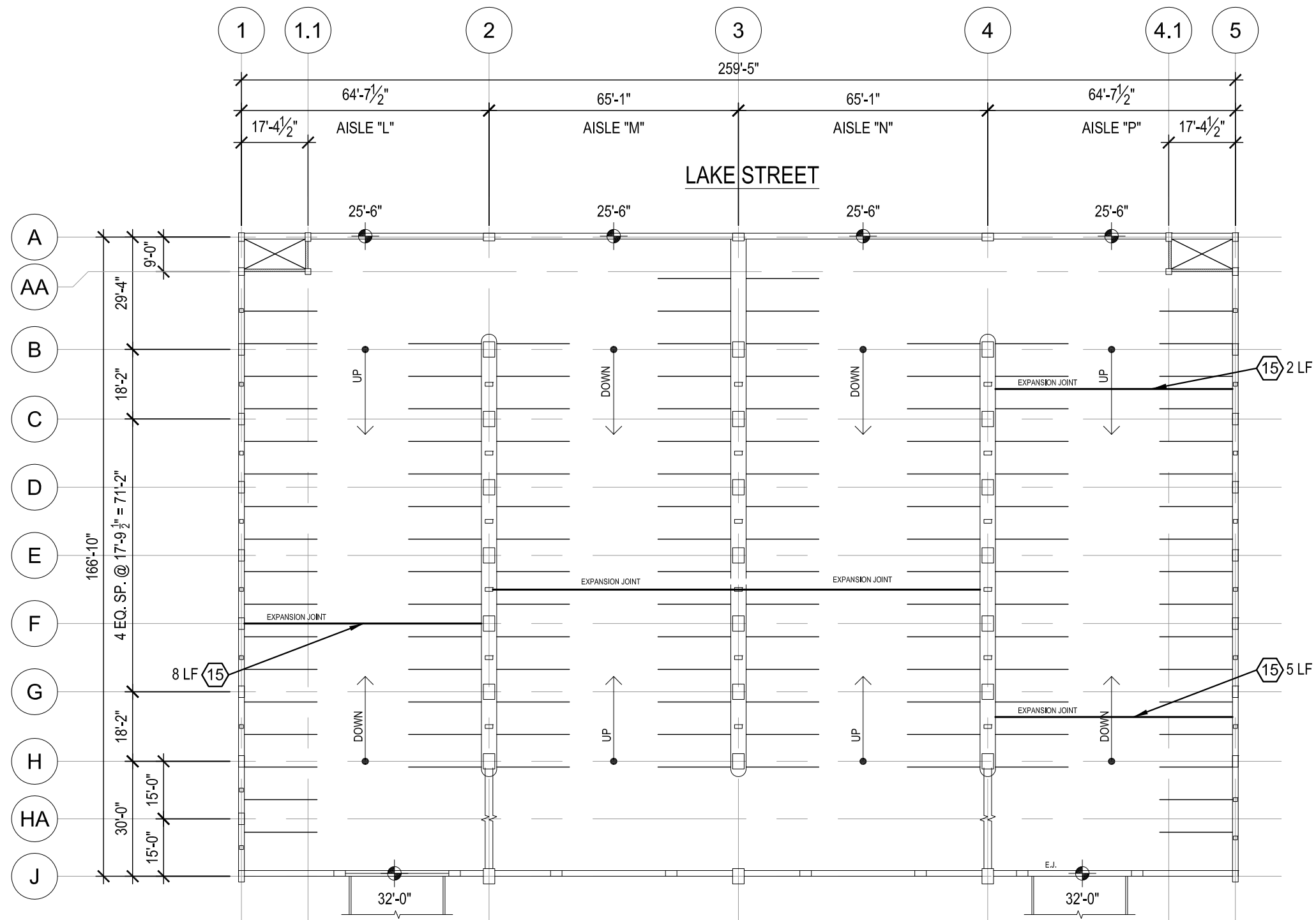
SHEET TITLE:
**LEVEL ONE
OVERHEAD PLAN**

SHEET NUMBER:
SL2

JSD PROJECT NO: 15-7159

THESE PLANS AND DESIGNS ARE COPYRIGHT PROTECTED AND MAY NOT BE USED IN WHOLE OR IN PART WITHOUT THE WRITTEN CONSENT OF JSD PROFESSIONAL SERVICES, INC.

File: I:\2015\157159\3.3_2018_Restoration Docs\DWG\SSCL_2018 - Restoration.dwg Layout: SL3 User: pbaker Plotted: Feb 14, 2018 - 3:48pm Xrefs:



1 LEVEL 2 TOPSIDE PLAN
1/32" = 1'-0"

LEGEND

(X) REPAIR ITEM NUMBER
REFERS TO WORK ITEM
OUTLINED IN THE UNIT
PRICES SECTION OF SPEC



CREATE THE VISION TELL THE STORY

MADISON | MILWAUKEE
KENOSHA | APPLETON | WAUSAU

MADISON REGIONAL OFFICE
161 HORIZON DRIVE, SUITE 101
VERONA, WISCONSIN 53593
P. 608.848.5060

CLIENT:



CLIENT ADDRESS:
**30 W MIFFLIN ST, SUITE 900
MADISON, WISCONSIN 53703**

PROJECT:
**2018 PARKING GARAGE
MAINTENANCE**

PROJECT LOCATION:
**STATE STREET CAMPUS -
LAKE STREET RAMP**

PLAN MODIFICATIONS:

#	Date:	Description:
1		
2		
3		
4		
5		
6		
7		
8		
9		
10		
11		
12		
13		
14		
15		

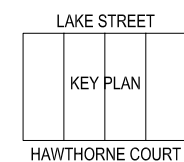
Design/Drawn: PGB
Approved: JJE

SHEET TITLE:
**LEVEL TWO
FLOOR PLAN**

SHEET NUMBER:

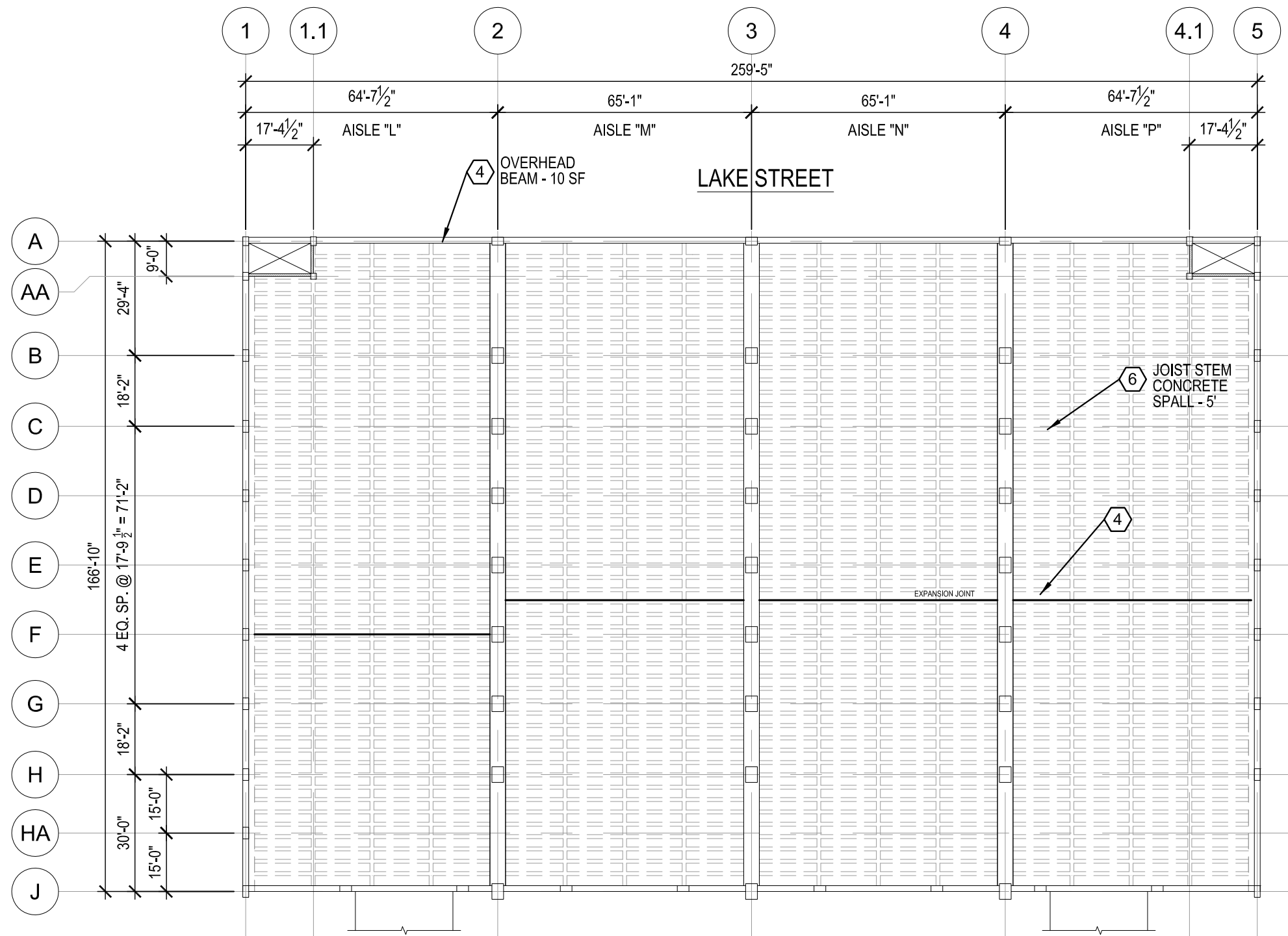
SL3

JSD PROJECT NO: 15-7159



THESE PLANS AND DESIGNS ARE COPYRIGHT PROTECTED AND MAY NOT BE USED IN WHOLE OR IN PART WITHOUT THE WRITTEN CONSENT OF JSD PROFESSIONAL SERVICES, INC.

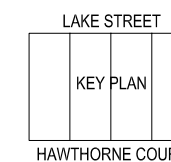
File: I:\2015\157159\3.3_2018_Restoration Docs\DWG\SSCL_2018 - Restoration.dwg Layout: SL4 User: pbaker Plotted: Feb 14, 2018 - 3:49pm Xrefs:



1 LEVEL 2 OVERHEAD PLAN
1/32" = 1'-0"

LEGEND

(X) REPAIR ITEM NUMBER
REFERS TO WORK ITEM
OUTLINED IN THE UNIT
PRICES SECTION OF SPEC



CREATE THE VISION TELL THE STORY

MADISON | MILWAUKEE
KENOSHA | APPLETON | WAUSAU

MADISON REGIONAL OFFICE
161 HORIZON DRIVE, SUITE 101
VERONA, WISCONSIN 53593
P. 608.848.5060

CLIENT:



CLIENT ADDRESS:
30 W MIFFLIN ST, SUITE 900
MADISON, WISCONSIN 53703

PROJECT:
**2018 PARKING GARAGE
MAINTENANCE**

PROJECT LOCATION:
**STATE STREET CAMPUS -
LAKE STREET RAMP**

PLAN MODIFICATIONS:

#	Date:	Description:
1		
2		
3		
4		
5		
6		
7		
8		
9		
10		
11		
12		
13		
14		
15		

Design/Drawn: PGB
Approved: JJE

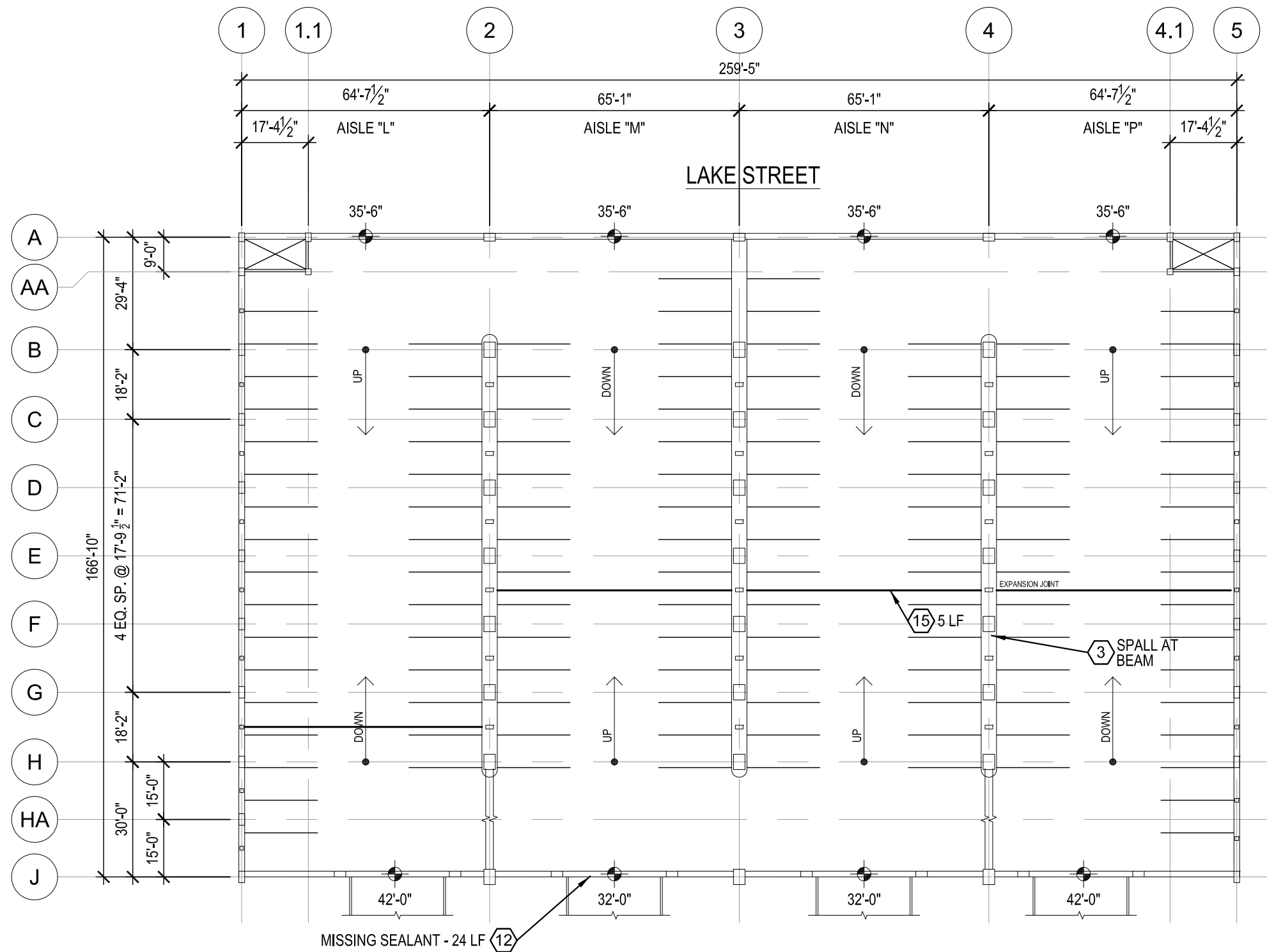
SHEET TITLE:
**LEVEL TWO
OVERHEAD PLAN**

SHEET NUMBER:

SL4

THESE PLANS AND DESIGNS ARE COPYRIGHT PROTECTED AND MAY NOT BE USED IN WHOLE OR IN PART WITHOUT THE WRITTEN CONSENT OF JSD PROFESSIONAL SERVICES, INC.

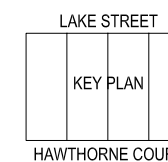
File: I:\2015\157159\3.3_2018_Restoration Docs\DWG\SSCL_2018 - Restoration.dwg Layout: SL5 User: pbaker Plotted: Feb 14, 2018 - 3:50pm Xrefs:



1 LEVEL 3 TOPSIDE PLAN
1/32" = 1'-0"

LEGEND

(X) REPAIR ITEM NUMBER
REFERS TO WORK ITEM
OUTLINED IN THE UNIT
PRICES SECTION OF SPEC



CREATE THE VISION TELL THE STORY

MADISON | MILWAUKEE
KENOSHA | APPLETON | WAUSAU

MADISON REGIONAL OFFICE
161 HORIZON DRIVE, SUITE 101
VERONA, WISCONSIN 53593
P. 608.848.5060

CLIENT:



CLIENT ADDRESS:
30 W MIFFLIN ST, SUITE 900
MADISON, WISCONSIN 53703

PROJECT:
**2018 PARKING GARAGE
MAINTENANCE**

PROJECT LOCATION:
STATE STREET CAMPUS -
LAKE STREET RAMP

PLAN MODIFICATIONS:

#	Date:	Description:
1		
2		
3		
4		
5		
6		
7		
8		
9		
10		
11		
12		
13		
14		
15		

Design/Drawn: PGB
Approved: JJE

SHEET TITLE:
**LEVEL THREE
FLOOR PLAN**

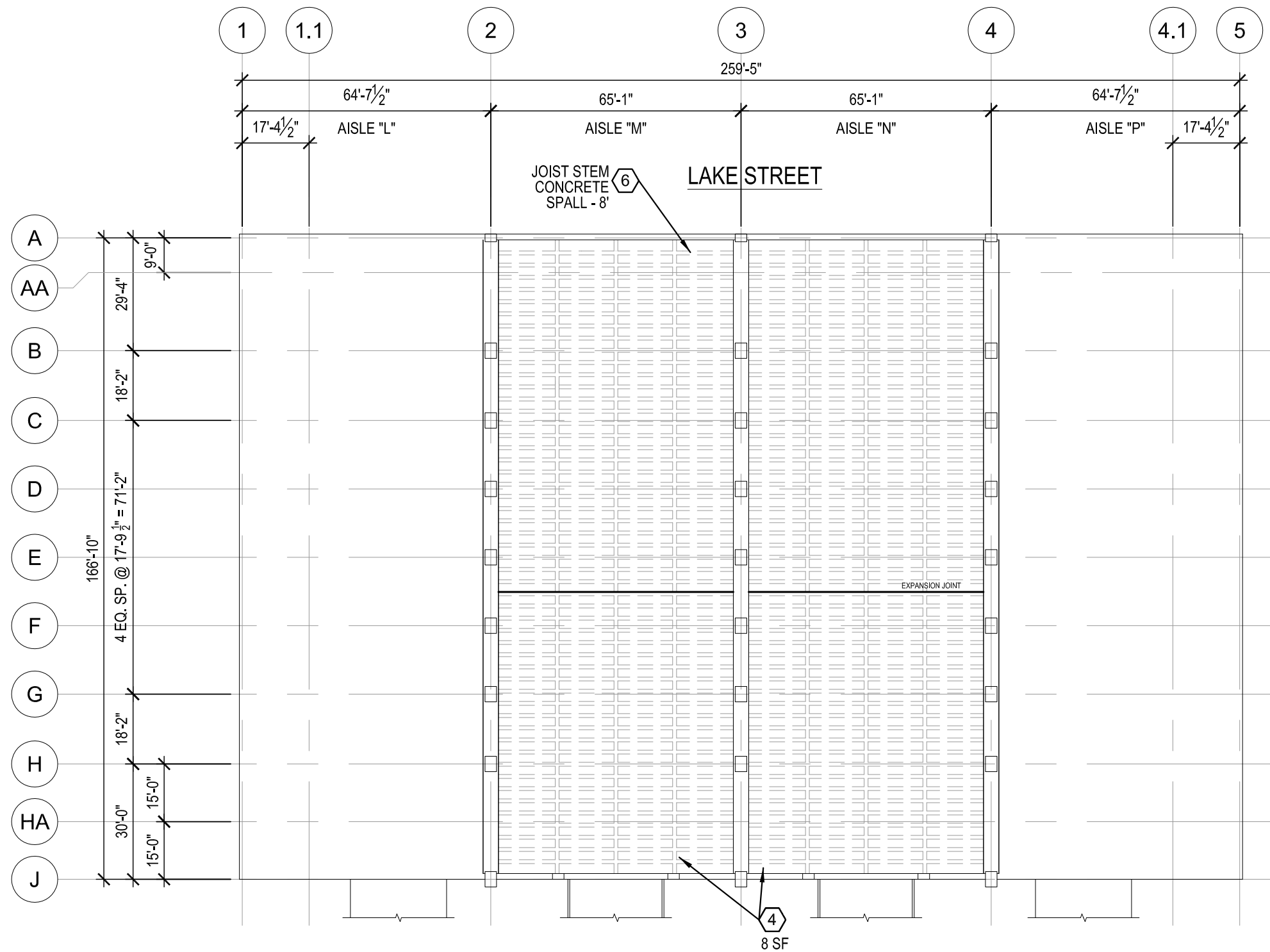
SHEET NUMBER:

SL5

JSD PROJECT NO: 15-7159

THESE PLANS AND DESIGNS ARE COPYRIGHT PROTECTED AND MAY NOT BE USED IN WHOLE OR IN PART WITHOUT THE WRITTEN CONSENT OF JSD PROFESSIONAL SERVICES, INC.

File: I:\2015\157159\3.3_2018_Restoration Docs\DWG\SSCL_2018 - Restoration.dwg Layout: SL6 User: pbaker Plotted: Feb 14, 2018 - 3:50pm Xrefs:



1 LEVEL 3 OVERHEAD PLAN
1/32" = 1'-0"

LEGEND

(X) REPAIR ITEM NUMBER
REFERS TO WORK ITEM
OUTLINED IN THE UNIT
PRICES SECTION OF SPEC



CREATE THE VISION TELL THE STORY

MADISON | MILWAUKEE
KENOSHA | APPLETON | WAUSAU

MADISON REGIONAL OFFICE
161 HORIZON DRIVE, SUITE 101
VERONA, WISCONSIN 53593
P. 608.848.5060

CLIENT:



CLIENT ADDRESS:
**30 W MIFFLIN ST, SUITE 900
MADISON, WISCONSIN 53703**

PROJECT:
**2018 PARKING GARAGE
MAINTENANCE**

PROJECT LOCATION:
**STATE STREET CAMPUS -
LAKE STREET RAMP**

PLAN MODIFICATIONS:

#	Date:	Description:
1		
2		
3		
4		
5		
6		
7		
8		
9		
10		
11		
12		
13		
14		
15		

Design/Drawn: PGB
Approved: JJE

SHEET TITLE:
**LEVEL THREE
OVERHEAD PLAN**

SHEET NUMBER:

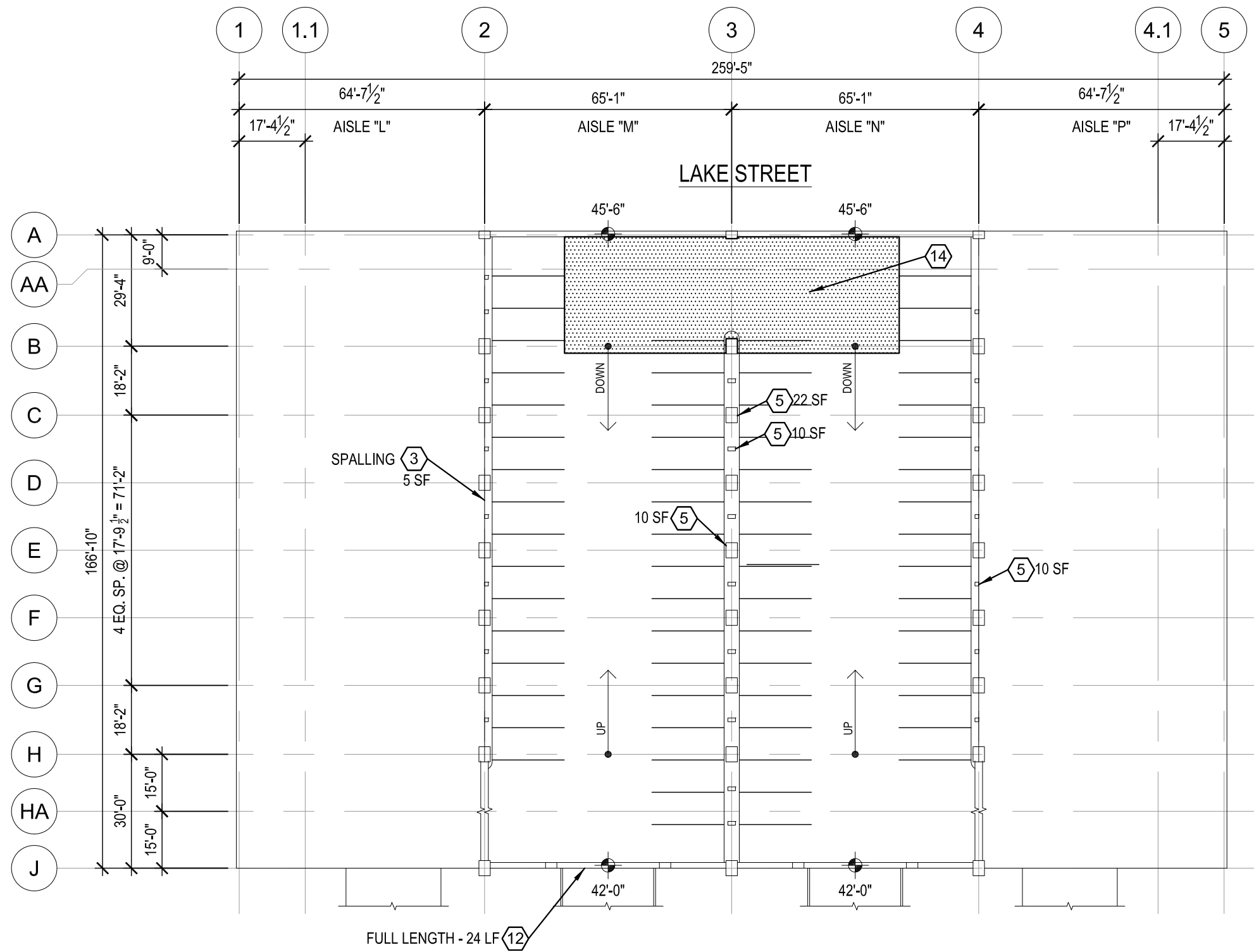
SL6

JSD PROJECT NO:

15-7159

THESE PLANS AND DESIGNS ARE COPYRIGHT PROTECTED AND MAY NOT BE USED IN WHOLE OR IN PART WITHOUT THE WRITTEN CONSENT OF JSD PROFESSIONAL SERVICES, INC.

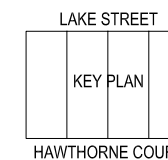
File: I:\2015\157159\3.3_2018_Restoration Docs\DWG\SSCL_2018 - Restoration.dwg Layout: SL7 User: pbaker Plotted: Feb 19, 2018 - 2:00pm Xrefs:



1 LEVEL 4 TOPSIDE PLAN
1/32" = 1'-0"

LEGEND

(X) REPAIR ITEM NUMBER
REFERS TO WORK ITEM
OUTLINED IN THE UNIT
PRICES SECTION OF SPEC



CREATE THE VISION TELL THE STORY

MADISON | MILWAUKEE
KENOSHA | APPLETON | WAUSAU

MADISON REGIONAL OFFICE
161 HORIZON DRIVE, SUITE 101
VERONA, WISCONSIN 53593
P. 608.848.5060

CLIENT:



CLIENT ADDRESS:
**30 W MIFFLIN ST, SUITE 900
MADISON, WISCONSIN 53703**

PROJECT:
**2018 PARKING GARAGE
MAINTENANCE**

PROJECT LOCATION:
**STATE STREET CAMPUS -
LAKE STREET RAMP**

PLAN MODIFICATIONS:

#	Date:	Description:
1		
2		
3		
4		
5		
6		
7		
8		
9		
10		
11		
12		
13		
14		
15		

Design/Drawn: PGB
Approved: JJE

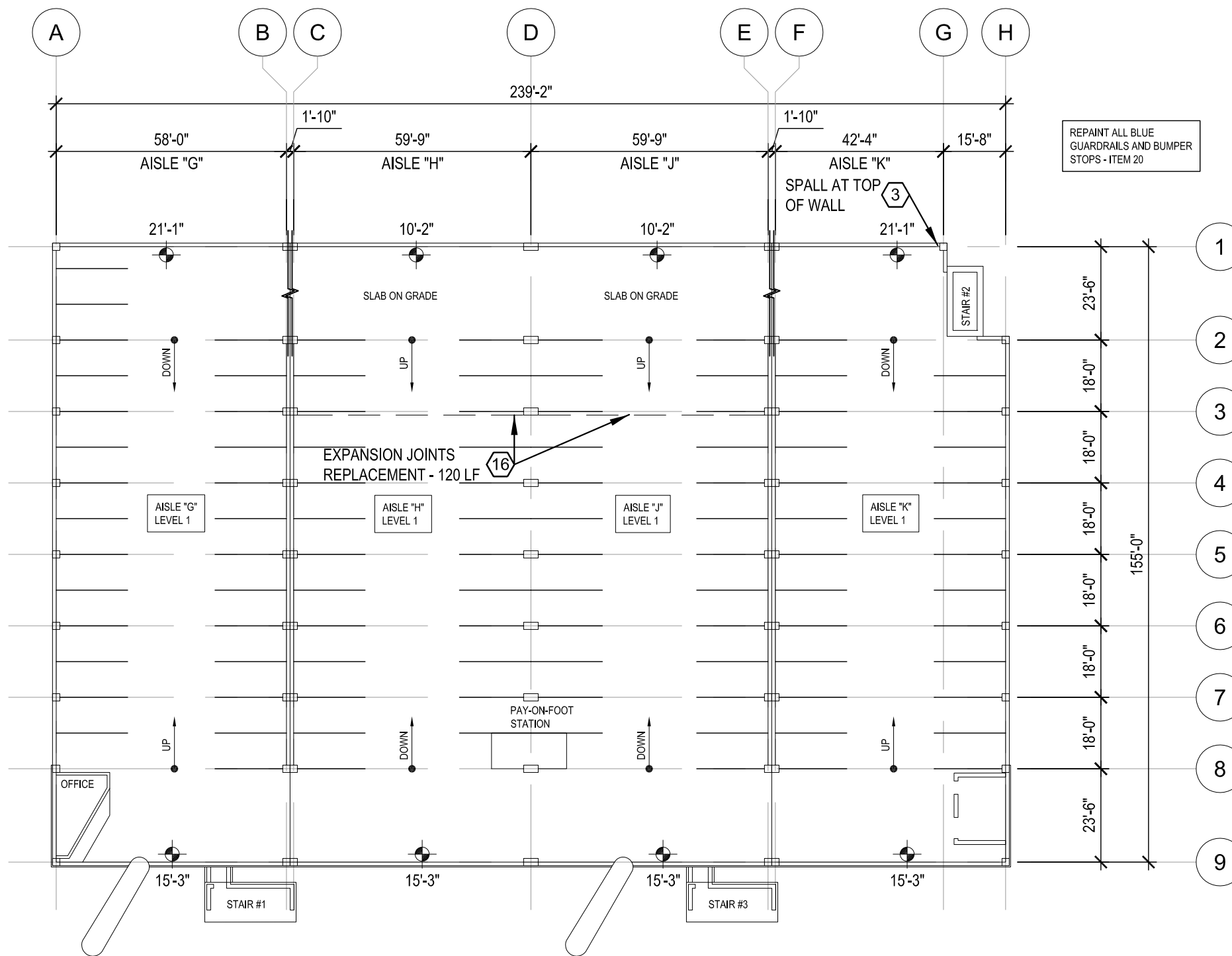
SHEET TITLE:
**LEVEL FOUR
FLOOR PLAN**

SHEET NUMBER:

SL7

THESE PLANS AND DESIGNS ARE COPYRIGHT PROTECTED AND MAY NOT BE USED IN WHOLE OR IN PART WITHOUT THE WRITTEN CONSENT OF JSD PROFESSIONAL SERVICES, INC.

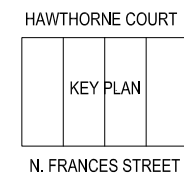
File: I:\2015\157159\3.3_2018_Restoration Docs\DWG\SSCF 2018 - Restoration.dwg Layout: SFI User: boardroom Plotted: Apr 10, 2018 - 11:40am Xref's:



1 LEVEL 1 FLOOR PLAN
1/32" = 1'-0"

LEGEND

(X) REPAIR ITEM NUMBER REFERS TO WORK ITEM OUTLINED IN THE UNIT PRICES SECTION OF SPEC.



CREATE THE VISION TELL THE STORY

MADISON | MILWAUKEE
KENOSHA | APPLETON | WAUSAU

MADISON REGIONAL OFFICE
161 HORIZON DRIVE, SUITE 101
VERONA, WISCONSIN 53593
P. 608.848.5060

CLIENT:



CLIENT ADDRESS:
30 W MIFFLIN ST, SUITE 900
MADISON, WISCONSIN 53703

PROJECT:
2018 PARKING GARAGE MAINTENANCE

PROJECT LOCATION:
STATE STREET CAMPUS - FRANCES STREET RAMP

PLAN MODIFICATIONS:

#	Date	Description
1		
2		
3		
4		
5		
6		
7		
8		
9		
10		
11		
12		
13		
14		
15		

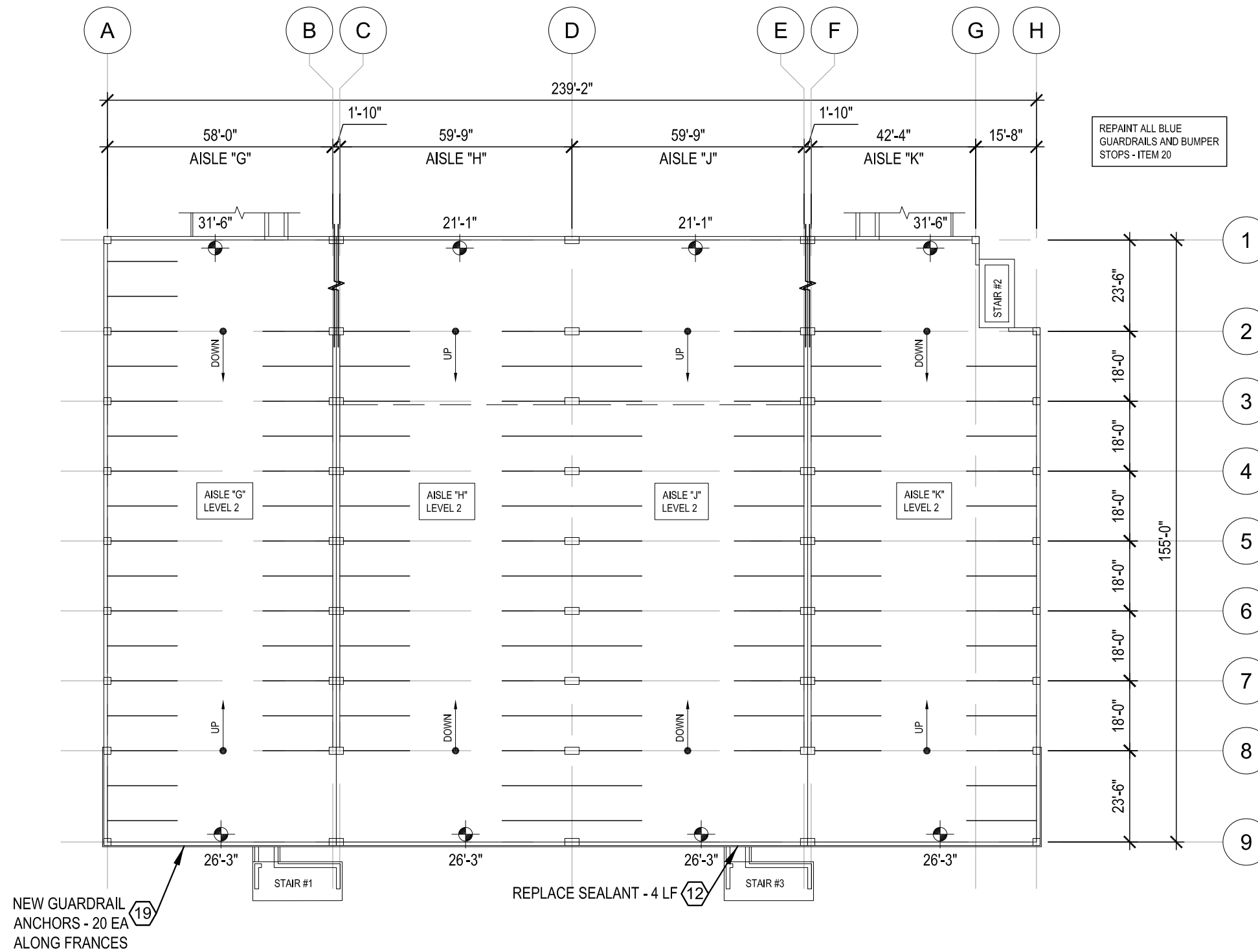
Design/Drawn: PGB
Approved: JJE

SHEET TITLE:
LEVEL ONE FLOOR PLAN

SHEET NUMBER:

SF1

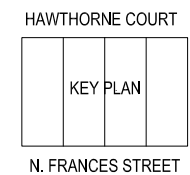
File: I:\2015\157159\3.3_2018_Restoration Docs\DWG\SSCF 2018 - Restoration.dwg Layout: SF2 User: boardroom Plotted: Apr 10, 2018 - 11:40am Xref:s



1 LEVEL 2 FLOOR PLAN
1/32" = 1'-0"

LEGEND

(X) REPAIR ITEM NUMBER REFERS TO WORK ITEM OUTLINED IN THE UNIT PRICES SECTION OF SPEC.



CREATE THE VISION TELL THE STORY

MADISON | MILWAUKEE
KENOSHA | APPLETON | WAUSAU

MADISON REGIONAL OFFICE
161 HORIZON DRIVE, SUITE 101
VERONA, WISCONSIN 53583
P. 608.848.5060

CLIENT:



CLIENT ADDRESS:
**30 W MIFFLIN ST, SUITE 900
MADISON, WISCONSIN 53703**

PROJECT:
**2018 PARKING GARAGE
MAINTENANCE**

PROJECT LOCATION:
**STATE STREET CAMPUS -
FRANCES STREET RAMP**

PLAN MODIFICATIONS:

#	Date	Description
1		
2		
3		
4		
5		
6		
7		
8		
9		
10		
11		
12		
13		
14		
15		

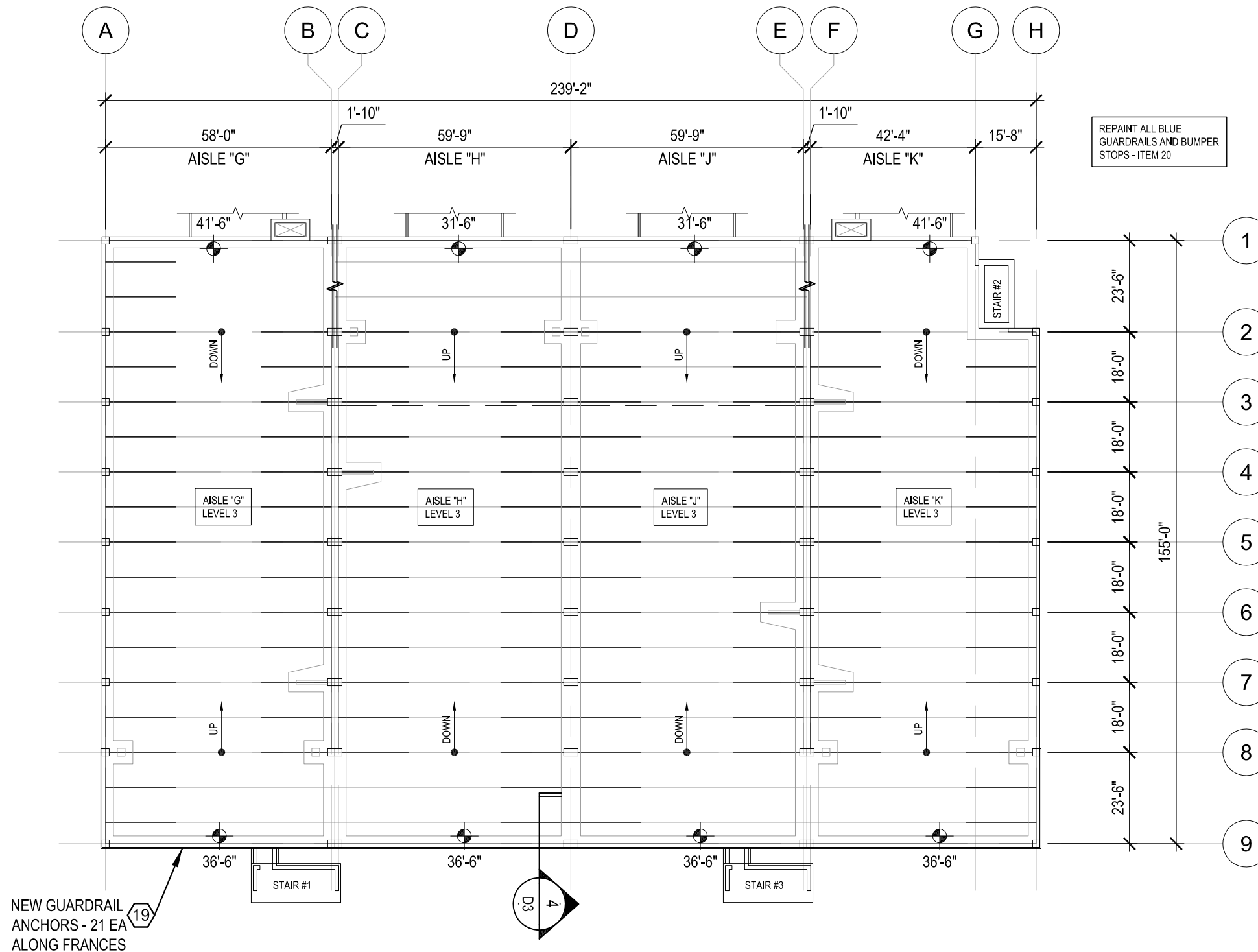
Design/Drawn: PGB
Approved: JJE

SHEET TITLE:
**LEVEL TWO
FLOOR PLAN**

SHEET NUMBER:

SF2

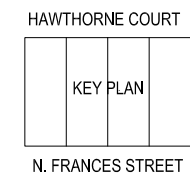
File: I:\2015\157159\3.3_2018_Restoration Docs\DWG\SSCF 2018 - Restoration.dwg Layout: SF3 User: boardroom Plotted: Apr 10, 2018 - 11:42am Xref:s



1 LEVEL 3 FLOOR PLAN
1/32" = 1'-0"

LEGEND

(X) REPAIR ITEM NUMBER REFERS TO WORK ITEM OUTLINED IN THE UNIT PRICES SECTION OF SPEC.



CREATE THE VISION TELL THE STORY

MADISON | MILWAUKEE
KENOSHA | APPLETON | WAUSAU

MADISON REGIONAL OFFICE
161 HORIZON DRIVE, SUITE 101
VERONA, WISCONSIN 53593
P. 608.848.5060

CLIENT:



CLIENT ADDRESS:
**30 W MIFFLIN ST, SUITE 900
MADISON, WISCONSIN 53703**

PROJECT:
**2018 PARKING GARAGE
MAINTENANCE**

PROJECT LOCATION:
**STATE STREET CAMPUS -
FRANCES STREET RAMP**

PLAN MODIFICATIONS:

#	Date	Description
1		
2		
3		
4		
5		
6		
7		
8		
9		
10		
11		
12		
13		
14		
15		

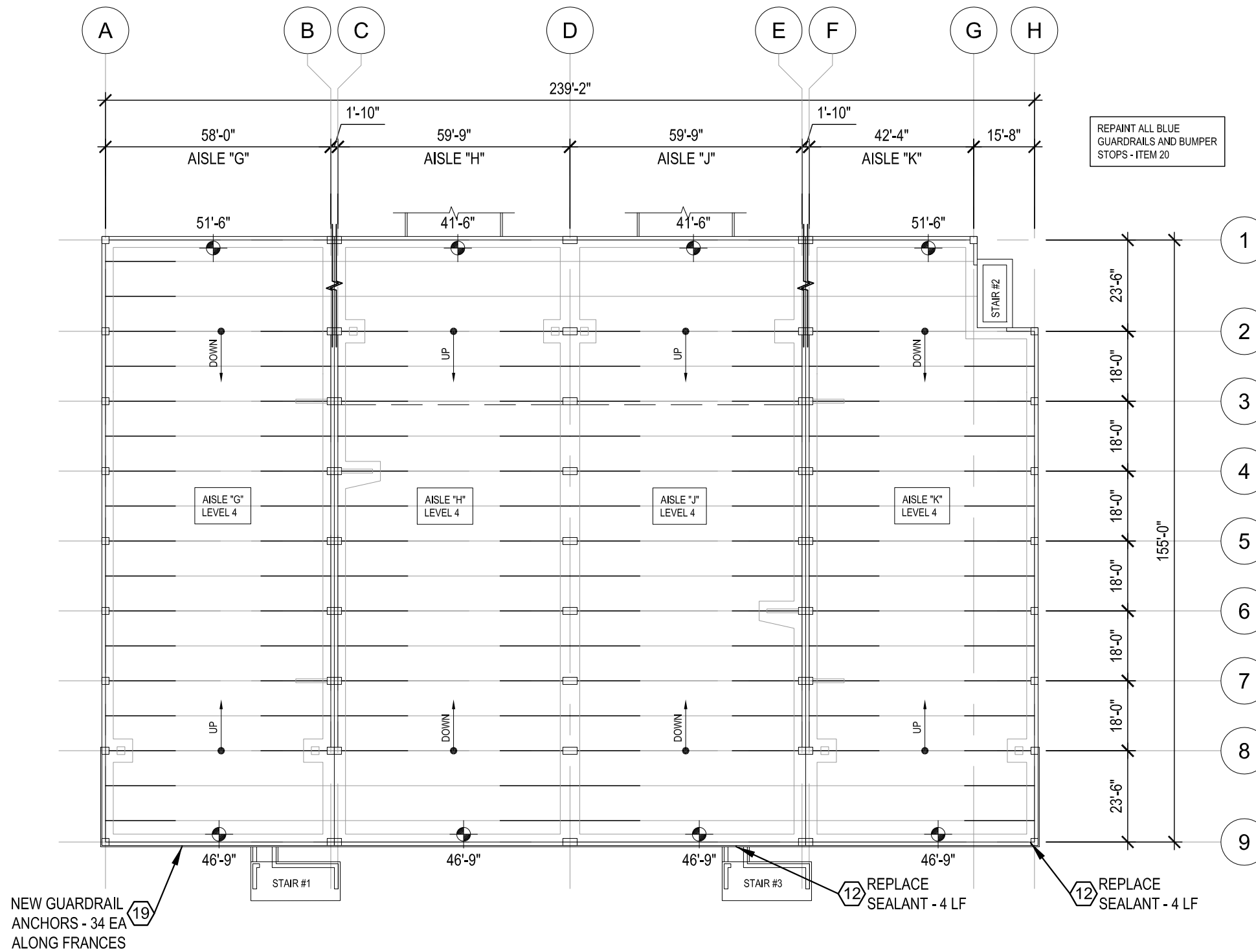
Design/Drawn: PGB
Approved: JJE

SHEET TITLE:
**LEVEL THREE
FLOOR PLAN**

SHEET NUMBER:

SF3

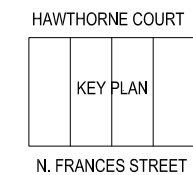
File: I:\2015\157159\3.3_2018_Restoration Docs\DWG\SSCF 2018 - Restoration.dwg Layout: SF4 User: boardroom Plotted: Apr 10, 2018 - 11:49am Xref:s



1 LEVEL 4 FLOOR PLAN
1/32" = 1'-0"

LEGEND

(X) REPAIR ITEM NUMBER REFERS TO WORK ITEM OUTLINED IN THE UNIT PRICES SECTION OF SPEC.



CREATE THE VISION TELL THE STORY

MADISON | MILWAUKEE
KENOSHA | APPLETON | WAUSAU

MADISON REGIONAL OFFICE
161 HORIZON DRIVE, SUITE 101
VERONA, WISCONSIN 53593
P. 608.848.5060

CLIENT:



CLIENT ADDRESS:
**30 W MIFFLIN ST, SUITE 900
MADISON, WISCONSIN 53703**

PROJECT:
**2018 PARKING GARAGE
MAINTENANCE**

PROJECT LOCATION:
**STATE STREET CAMPUS -
FRANCES STREET RAMP**

PLAN MODIFICATIONS:

#	Date	Description
1		
2		
3		
4		
5		
6		
7		
8		
9		
10		
11		
12		
13		
14		
15		

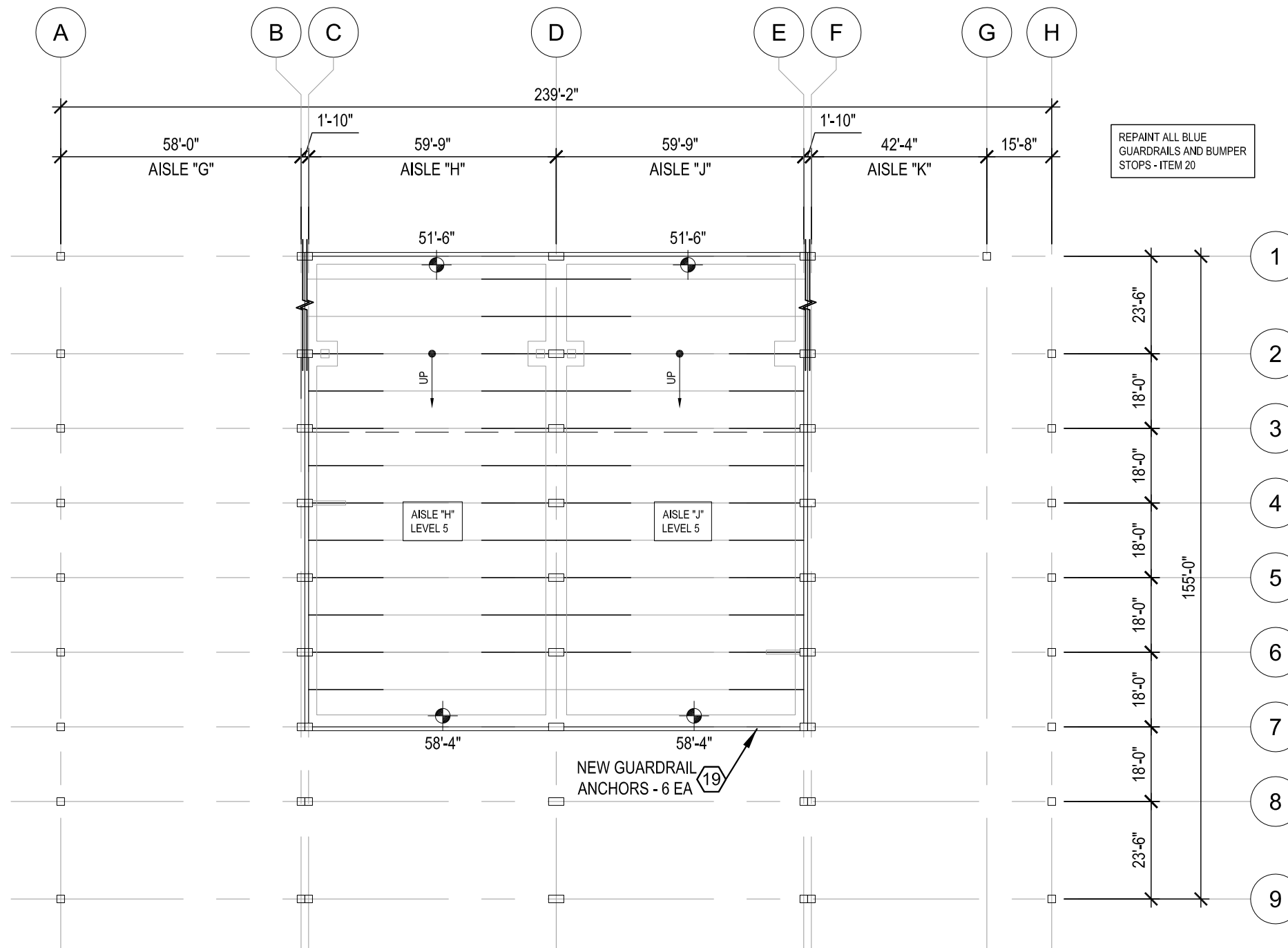
Design/Drawn: PGB
Approved: JJE

SHEET TITLE:
**LEVEL FOUR
FLOOR PLAN**

SHEET NUMBER:

SF4

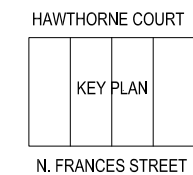
File: I:\2015\157159\3.3_2018_Restoration Docs\DWG\SSCF 2018 - Restoration.dwg Layout: SF5 User: boardroom Plotted: Apr 10, 2018 - 11:54am Xref:s



1 LEVEL 5 FLOOR PLAN
1/32" = 1'-0"

LEGEND

(X) REPAIR ITEM NUMBER REFERS TO WORK ITEM OUTLINED IN THE UNIT PRICES SECTION OF SPEC.



CREATE THE VISION TELL THE STORY

MADISON | MILWAUKEE
KENOSHA | APPLETON | WAUSAU

MADISON REGIONAL OFFICE
161 HORIZON DRIVE, SUITE 101
VERONA, WISCONSIN 53593
P. 608.848.5060

CLIENT:



CLIENT ADDRESS:
**30 W MIFFLIN ST, SUITE 900
MADISON, WISCONSIN 53703**

PROJECT:
**2018 PARKING GARAGE
MAINTENANCE**

PROJECT LOCATION:
**STATE STREET CAMPUS -
FRANCES STREET RAMP**

PLAN MODIFICATIONS:

#	Date	Description
1		
2		
3		
4		
5		
6		
7		
8		
9		
10		
11		
12		
13		
14		
15		

Design/Drawn: PGB
Approved: JJE

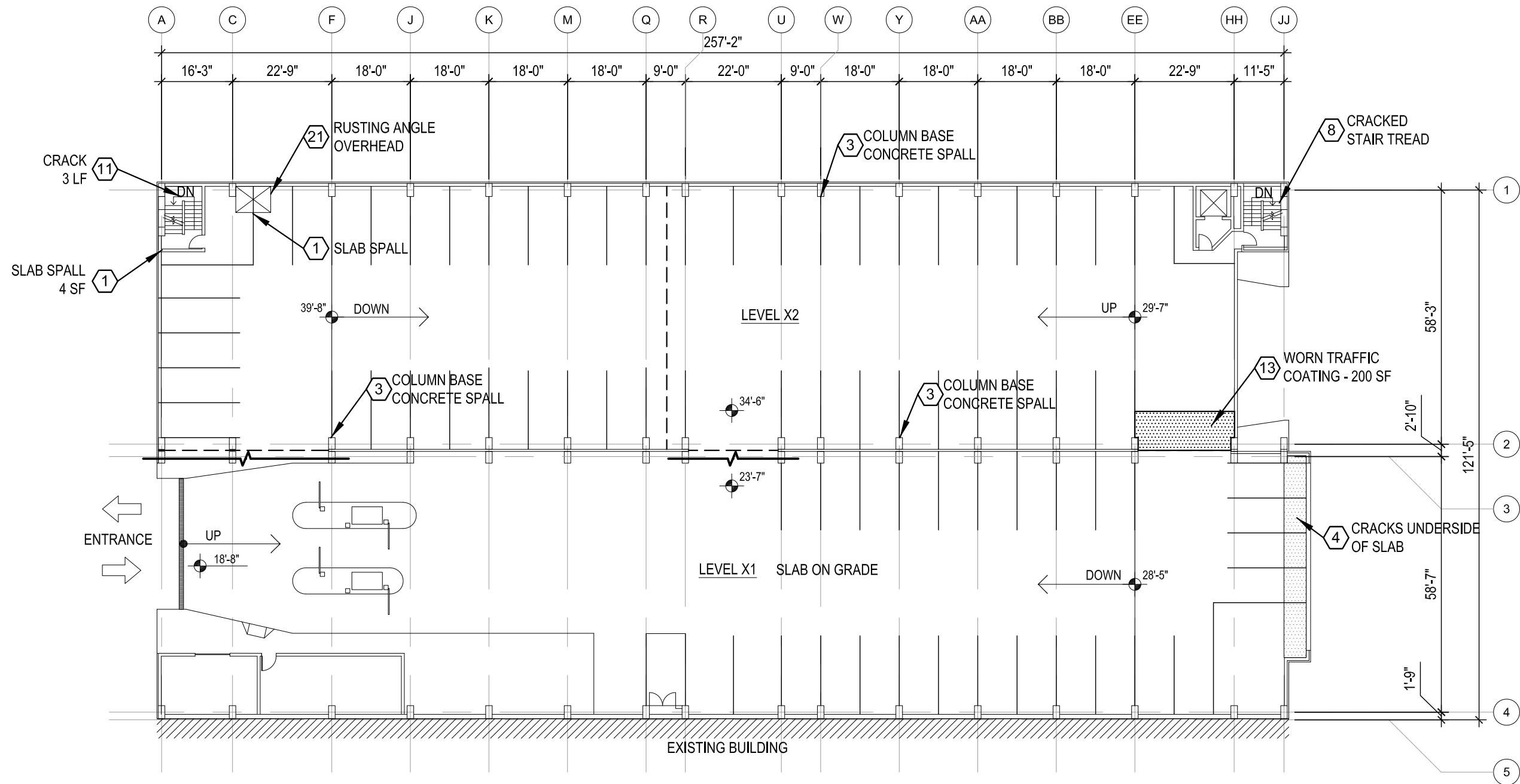
SHEET TITLE:
**LEVEL FIVE
FLOOR PLAN**

SHEET NUMBER:

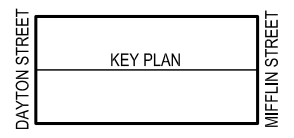

SF5



#	Date	Description
1		
2		
3		
4		
5		
6		
7		
8		
9		
10		
11		
12		
13		
14		
15		



1 LEVEL X1 / X2 FLOOR PLAN
NTS



LEGEND
 (X) REPAIR ITEM NUMBER REFERS TO WORK ITEM OUTLINED IN THE UNIT PRICES SECTION OF SPEC

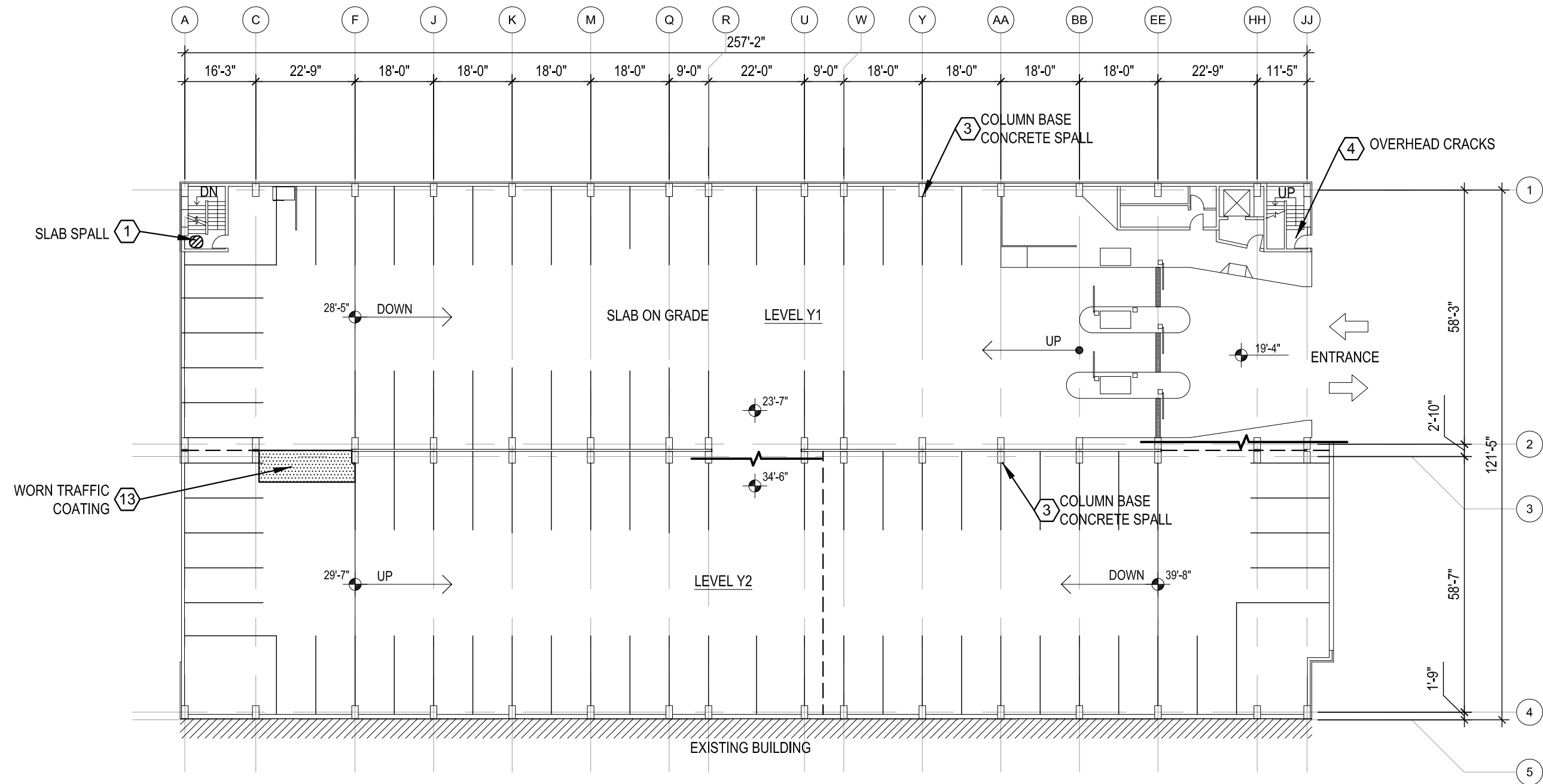
File: I:\2015\157159\3.3_2018_Restoration_Docs\DWG\OC_2018 - Restoration.dwg Layout: OC1 User: boardroom Plotted: Apr 10, 2018 - 11:25am Xref's

THESE PLANS AND DESIGNS ARE COPYRIGHT PROTECTED AND MAY NOT BE USED IN WHOLE OR IN PART WITHOUT THE WRITTEN CONSENT OF JSD PROFESSIONAL SERVICES, INC.

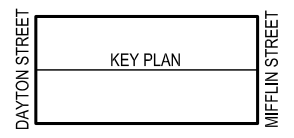



#	Date	Description
1		
2		
3		
4		
5		
6		
7		
8		
9		
10		
11		
12		
13		
14		
15		

File: I:\2015\157159\3.3_2018_Restoration_Docs\DWG\OC_2018 - Restoration.dwg Layout: OC2 User: pboeker Plotted: Feb 15, 2018 - 12:00pm Xref's:



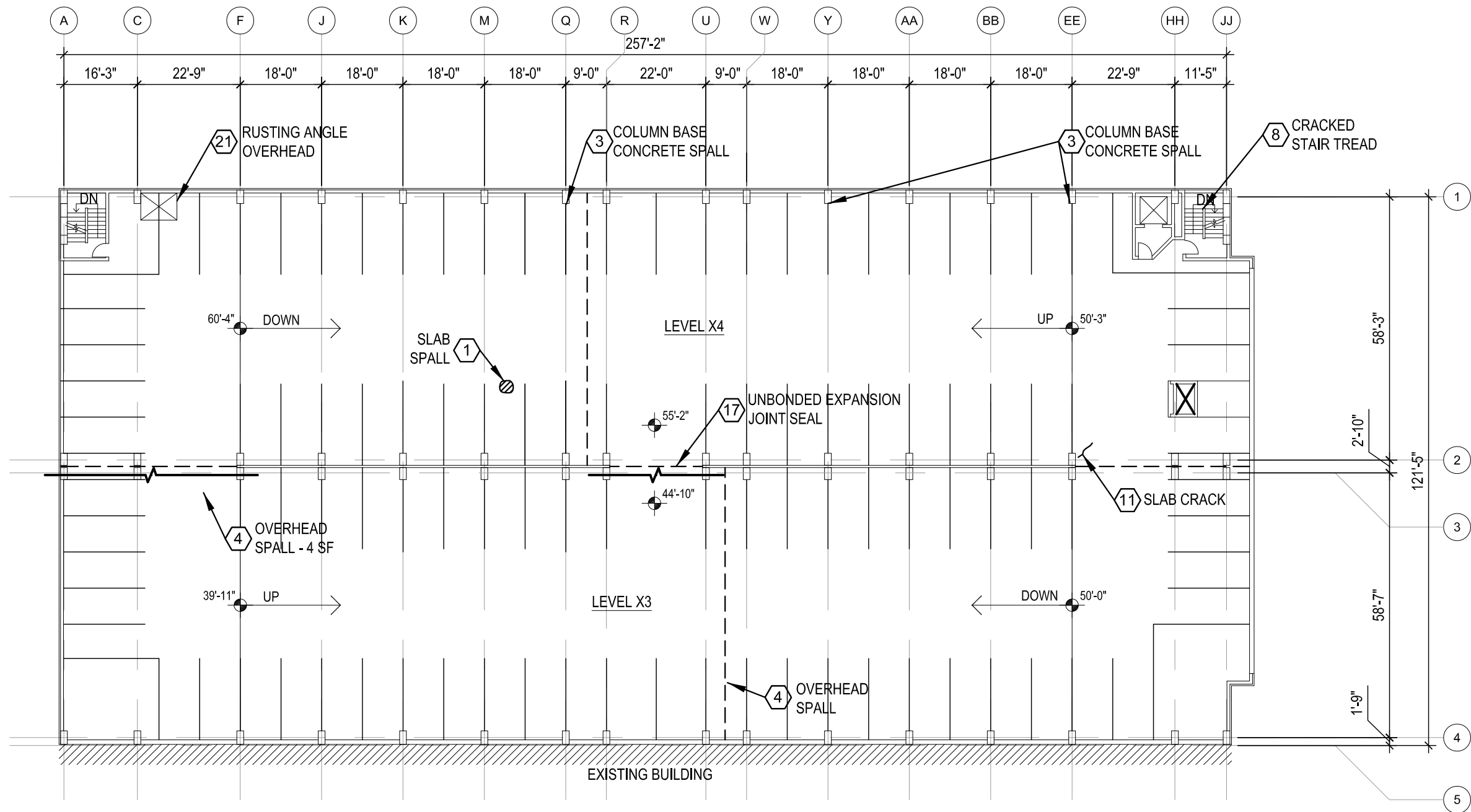
1 LEVEL Y1 / Y2 FLOOR PLAN
NTS



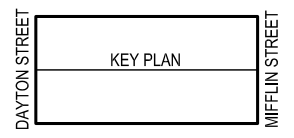

LEGEND
 (X) REPAIR ITEM NUMBER REFERS TO WORK ITEM OUTLINED IN THE UNIT PRICES SECTION OF SPEC

THESE PLANS AND DESIGNS ARE COPYRIGHT PROTECTED AND MAY NOT BE USED IN WHOLE OR IN PART WITHOUT THE WRITTEN CONSENT OF JSD PROFESSIONAL SERVICES, INC.

File: I:\2015\157159\3.3_2018_Restoration_Docs\DWG\OC 2018 - Restoration.dwg Layout: OC3 User: boardroom Plotted: Apr 10, 2018 - 11:25am Xref's:



1 LEVEL X3 / X4 FLOOR PLAN
NTS



LEGEND
 (X) REPAIR ITEM NUMBER REFERS TO WORK ITEM OUTLINED IN THE UNIT PRICES SECTION OF SPEC



CREATE THE VISION TELL THE STORY

MADISON | MILWAUKEE
KENOSHA | APPLETON | WAUSAU

MADISON REGIONAL OFFICE
161 HORIZON DRIVE, SUITE 101
VERONA, WISCONSIN 53593
P. 608.848.5060



CLIENT ADDRESS:
**30 W MIFFLIN ST, SUITE 900
MADISON, WISCONSIN 53703**

PROJECT:
**2018 PARKING GARAGE
MAINTENANCE**

PROJECT LOCATION:
OVERTURE CENTER RAMP

PLAN MODIFICATIONS:

#	Date:	Description:
1		
2		
3		
4		
5		
6		
7		
8		
9		
10		
11		
12		
13		
14		
15		

Design/Drawn: PGB
Approved: JJE

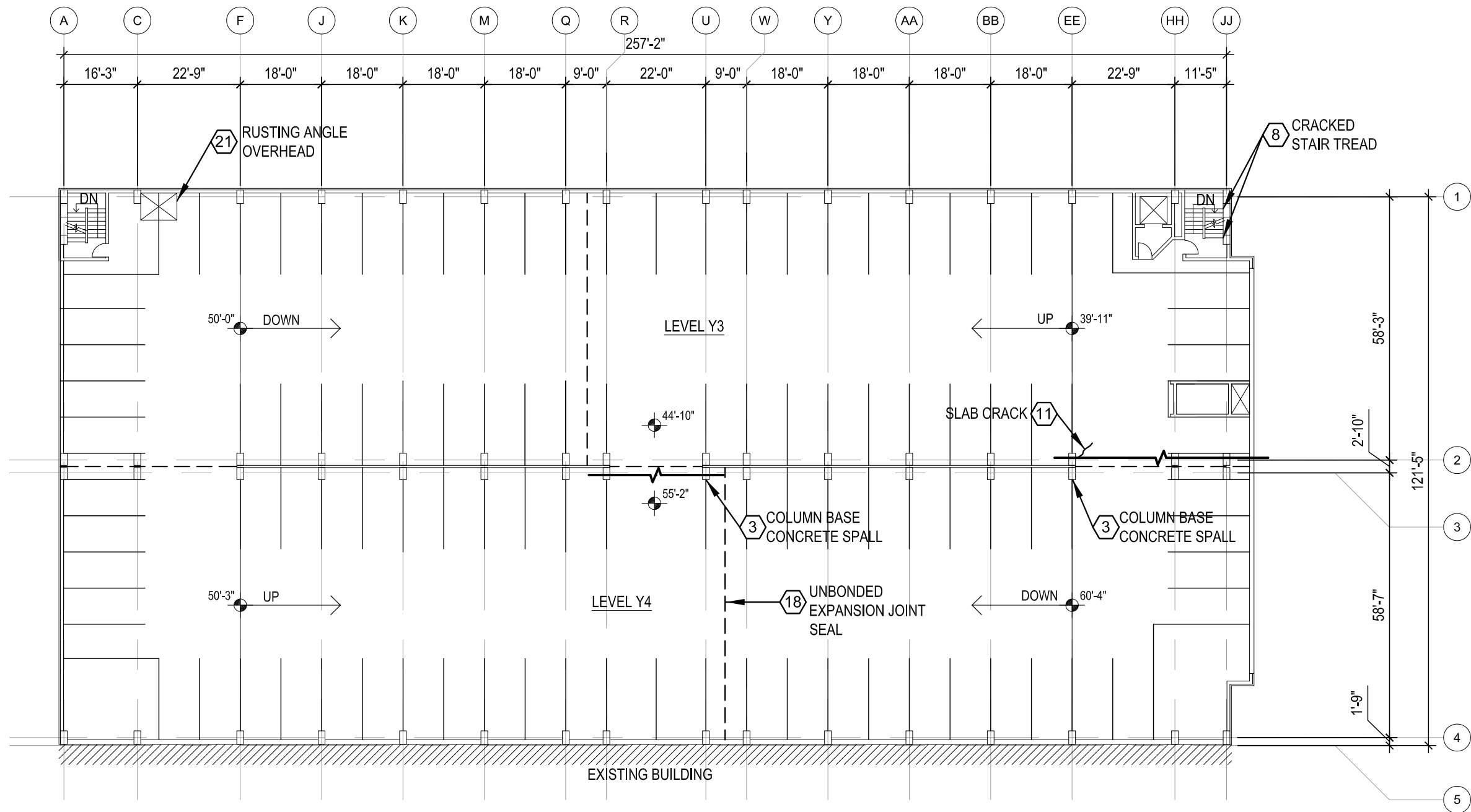
SHEET TITLE:
**LEVEL X3 / X4
FLOOR PLAN**

SHEET NUMBER:
OC3

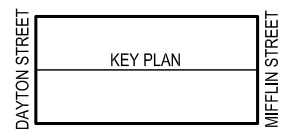

JSD PROJECT NO: 15-7159

THESE PLANS AND DESIGNS ARE COPYRIGHT PROTECTED AND MAY NOT BE USED IN WHOLE OR IN PART WITHOUT THE WRITTEN CONSENT OF JSD PROFESSIONAL SERVICES, INC.

File: I:\2015\157159\3.3_2018_Restoration_Docs\DWG\OC_2018 - Restoration.dwg Layout: OC4 User: boardroom Plotted: Apr 10, 2018 - 11:26am Xref's:



1 LEVEL Y3 / Y4 FLOOR PLAN
NTS



LEGEND
 (X) REPAIR ITEM NUMBER REFERS TO WORK ITEM OUTLINED IN THE UNIT PRICES SECTION OF SPEC



CREATE THE VISION TELL THE STORY

MADISON | MILWAUKEE
KENOSHA | APPLETON | WAUSAU

MADISON REGIONAL OFFICE
161 HORIZON DRIVE, SUITE 101
VERONA, WISCONSIN 53593
P. 608.848.5060



CLIENT ADDRESS:
30 W MIFFLIN ST, SUITE 900
MADISON, WISCONSIN 53703

PROJECT:
2018 PARKING GARAGE MAINTENANCE

PROJECT LOCATION:
OVERTURE CENTER RAMP

PLAN MODIFICATIONS:

#	Date	Description
1		
2		
3		
4		
5		
6		
7		
8		
9		
10		
11		
12		
13		
14		
15		

Design/Drawn: PGB
Approved: JJE

SHEET TITLE:
LEVEL Y3 / Y4 FLOOR PLAN

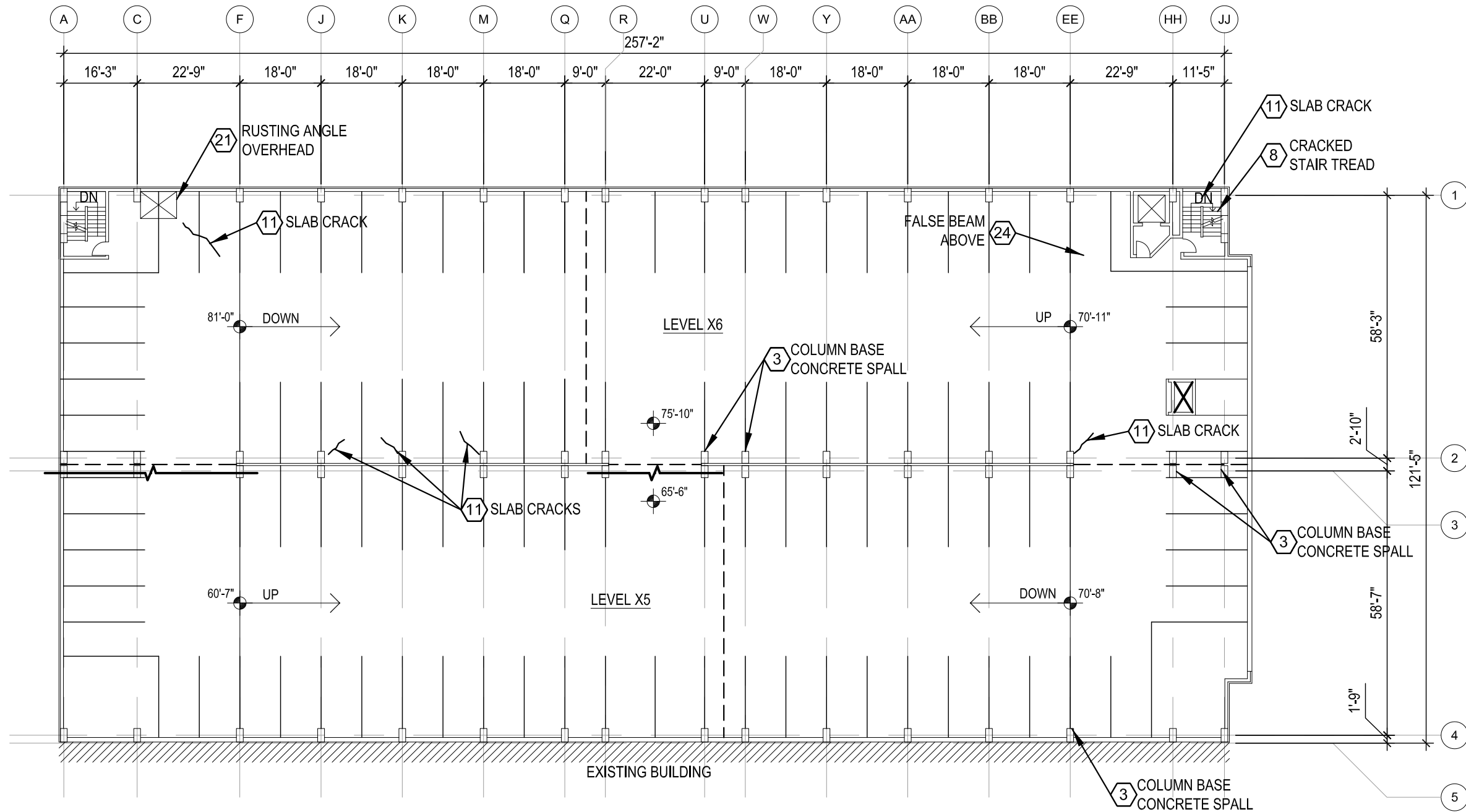
SHEET NUMBER:
OC4

JSD PROJECT NO: 15-7159

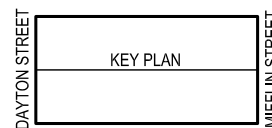
THESE PLANS AND DESIGNS ARE COPYRIGHT PROTECTED AND MAY NOT BE USED IN WHOLE OR IN PART WITHOUT THE WRITTEN CONSENT OF JSD PROFESSIONAL SERVICES, INC.



#	Date	Description
1		
2		
3		
4		
5		
6		
7		
8		
9		
10		
11		
12		
13		
14		
15		



1 LEVEL X5 / X6 FLOOR PLAN
NTS

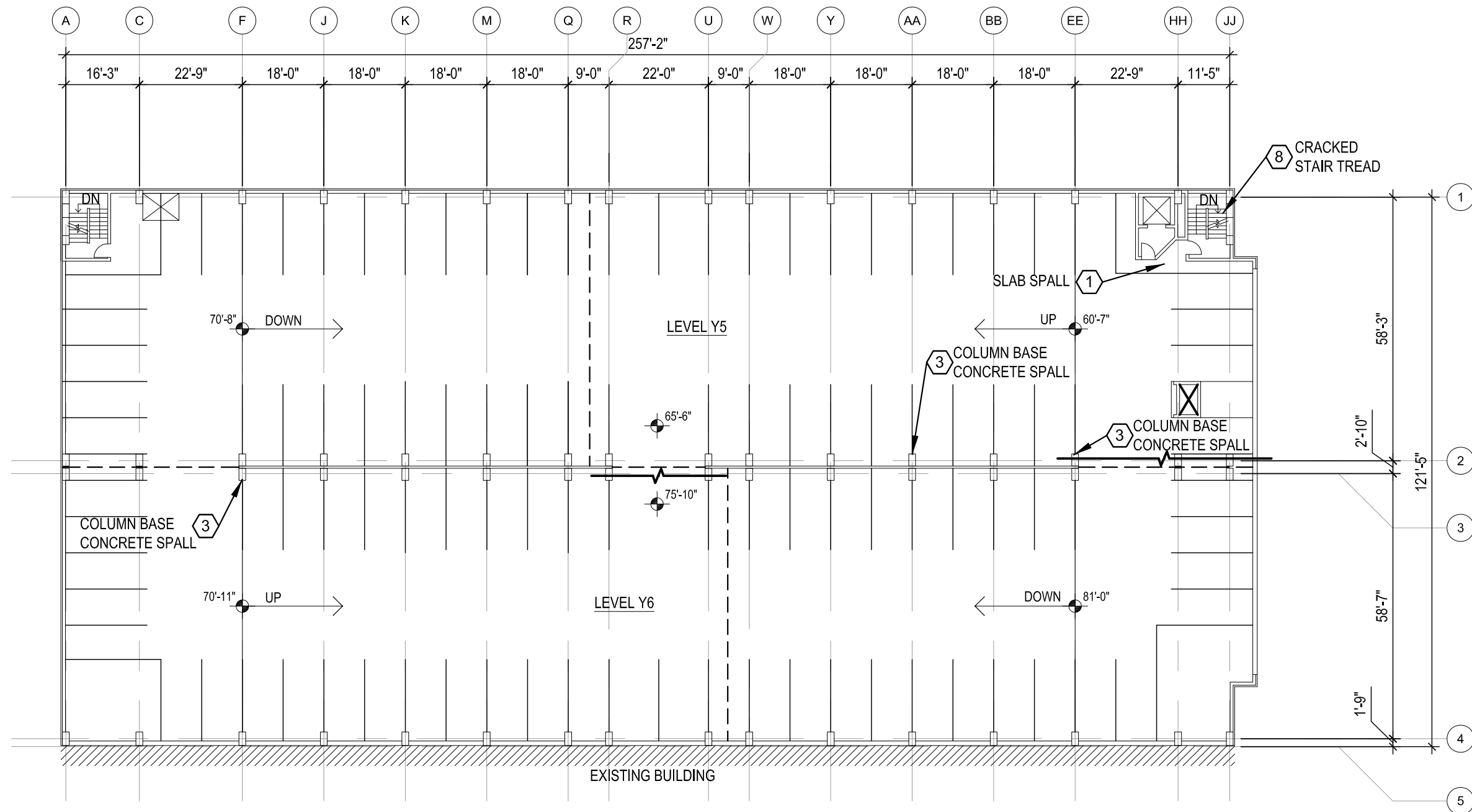


LEGEND

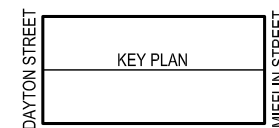
(X) REPAIR ITEM NUMBER REFERS TO WORK ITEM OUTLINED IN THE UNIT PRICES SECTION OF SPEC



#	Date	Description
1		
2		
3		
4		
5		
6		
7		
8		
9		
10		
11		
12		
13		
14		
15		



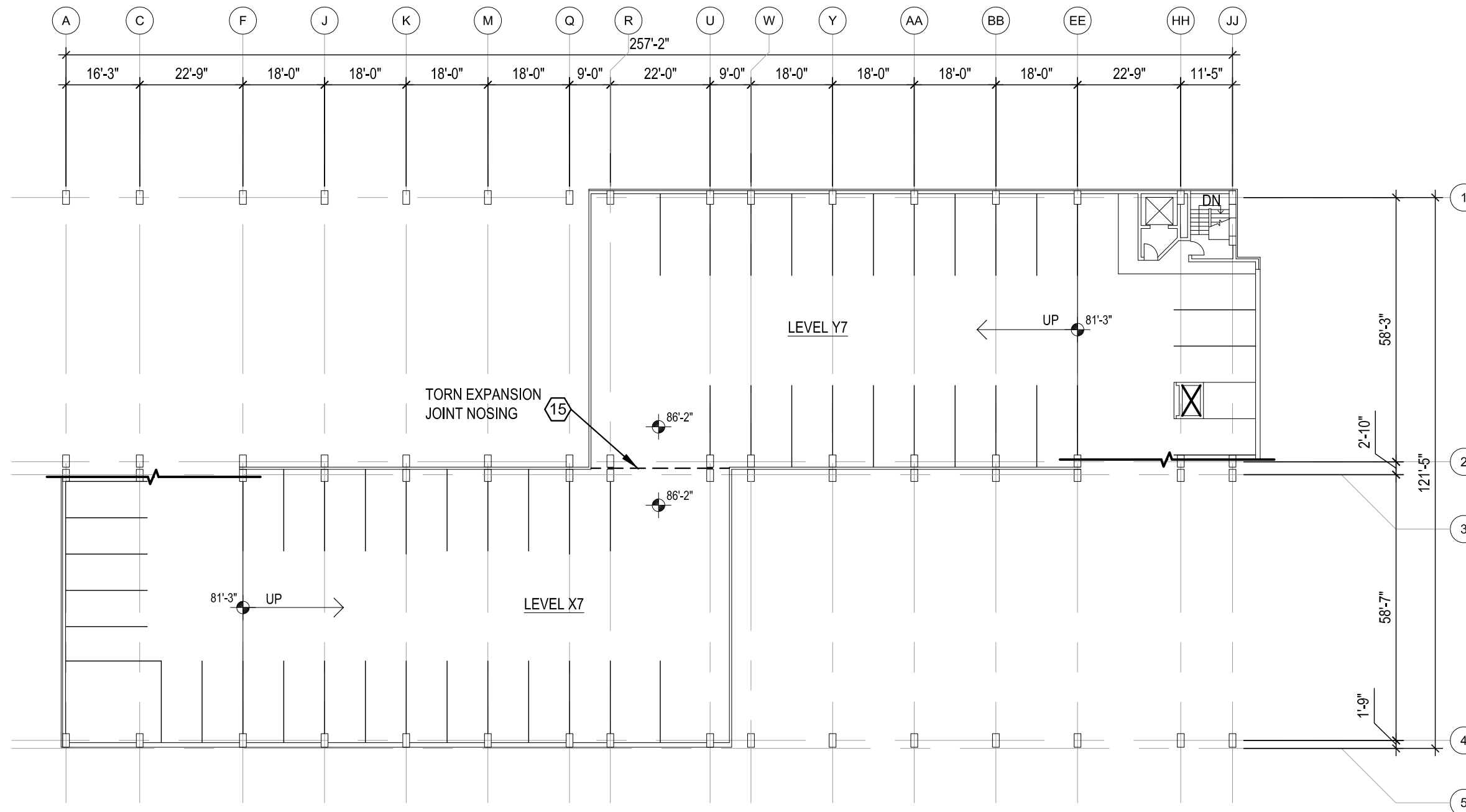
1 LEVEL Y5 / Y6 FLOOR PLAN
NTS



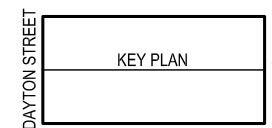
LEGEND

(X) REPAIR ITEM NUMBER REFERS TO WORK ITEM OUTLINED IN THE UNIT PRICES SECTION OF SPEC

File: I:\2015\157159\3.3_2018_Restoration_Docs\DWG\OC 2018 - Restoration.dwg Layout: OC7 User: pbaker Plotted: Feb 19, 2018 - 2:28pm Xref's:



1 LEVEL X7 / Y7 FLOOR PLAN
NTS



LEGEND

ⓧ REPAIR ITEM NUMBER REFERS TO WORK ITEM OUTLINED IN THE UNIT PRICES SECTION OF SPEC



CREATE THE VISION TELL THE STORY

MADISON | MILWAUKEE
KENOSHA | APPLETON | WAUSAU

MADISON REGIONAL OFFICE
161 HORIZON DRIVE, SUITE 101
VERONA, WISCONSIN 53593
P. 608.848.5060

CLIENT:



CLIENT ADDRESS:
**30 W MIFFLIN ST, SUITE 900
MADISON, WISCONSIN 53703**

PROJECT:

**2018 PARKING GARAGE
MAINTENANCE**

PROJECT LOCATION:

OVERTURE CENTER RAMP

PLAN MODIFICATIONS:

#	Date	Description
1		
2		
3		
4		
5		
6		
7		
8		
9		
10		
11		
12		
13		
14		
15		

Design/Drawn: PGB
Approved: JJE

SHEET TITLE:
**LEVEL X7 / Y7
FLOOR PLAN**

SHEET NUMBER:

OC7

JSD PROJECT NO: 15-7159

THESE PLANS AND DESIGNS ARE COPYRIGHT PROTECTED AND MAY NOT BE USED IN WHOLE OR IN PART WITHOUT THE WRITTEN CONSENT OF JSD PROFESSIONAL SERVICES, INC.



PLAN MODIFICATIONS:

#	Date:	Description:
1		
2		
3		
4		
5		
6		
7		
8		
9		
10		
11		
12		
13		
14		
15		

Design/Drawn: PGB
Approved: JJE

SHEET TITLE:
LOWER LEVEL FLOOR PLAN

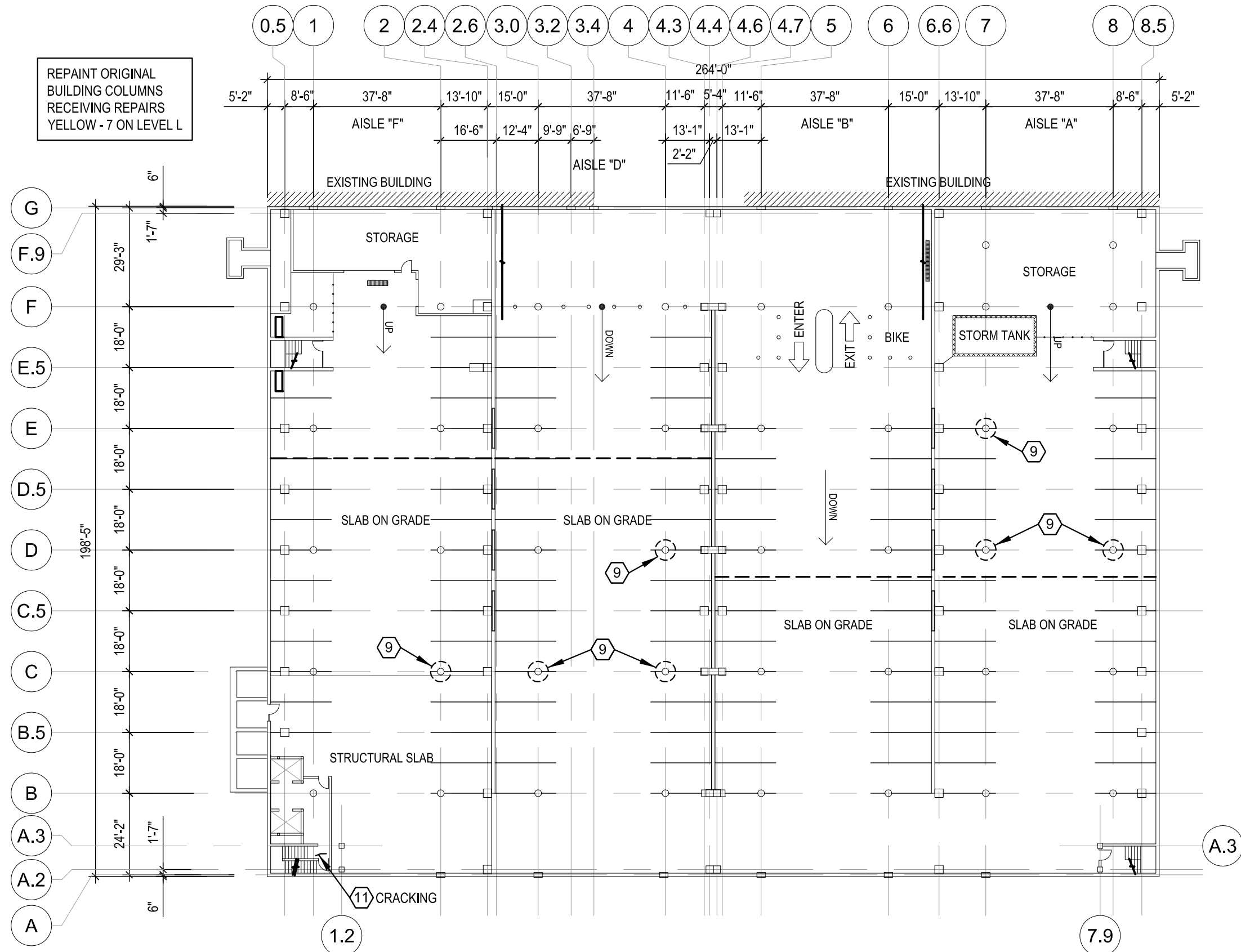
SHEET NUMBER:

SC1

JSD PROJECT NO:

15-7159

THESE PLANS AND DESIGNS ARE COPYRIGHT PROTECTED AND MAY NOT BE USED IN WHOLE OR IN PART WITHOUT THE WRITTEN CONSENT OF JSD PROFESSIONAL SERVICES, INC.



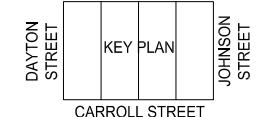

REPAINT ORIGINAL BUILDING COLUMNS RECEIVING REPAIRS YELLOW - 7 ON LEVEL L

LEGEND

(X) REPAIR ITEM NUMBER REFERS TO WORK ITEM OUTLINED IN THE UNIT PRICES SECTION OF SPEC

(Hatched) CONCRETE DELAMINATION. FOR REFERENCE ONLY, ENGINEER TO MAP REPAIR AREAS WITH CONTRACTOR

1 LEVEL L FLOOR PLAN
1/32" = 1'-0"





PLAN MODIFICATIONS:

#	Date:	Description:
1		
2		
3		
4		
5		
6		
7		
8		
9		
10		
11		
12		
13		
14		
15		

Design/Drawn: PGB
Approved: JJE

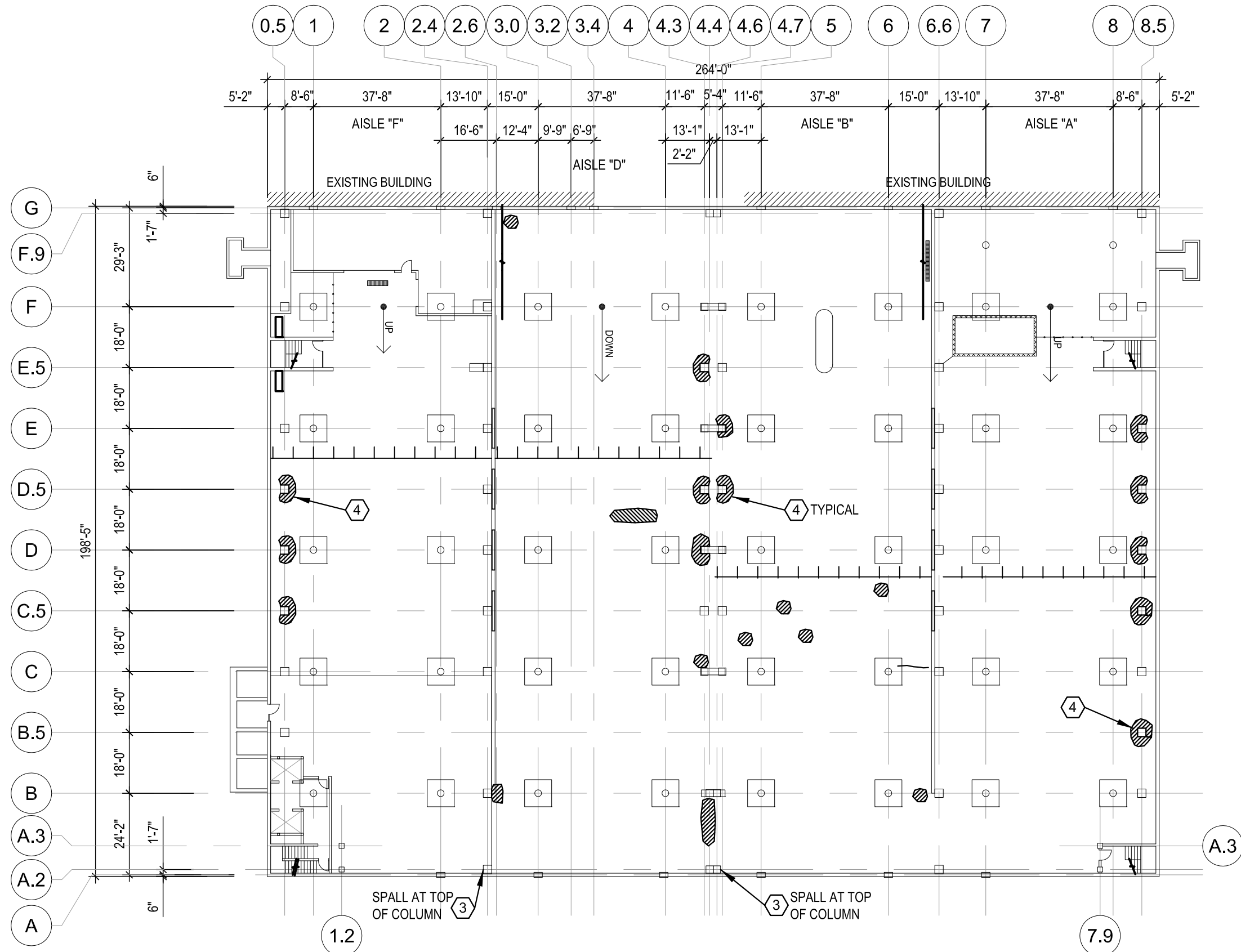
SHEET TITLE:
**LOWER LEVEL
OVERHEAD PLAN**

SHEET NUMBER:

SC2

JSD PROJECT NO:

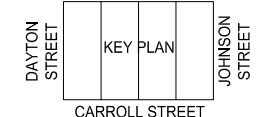

15-7159



LEGEND

- (X) REPAIR ITEM NUMBER REFERS TO WORK ITEM OUTLINED IN THE UNIT PRICES SECTION OF SPEC
- (Hatched circle) AREA HAS CONCRETE DELAMINATION AT CONCRETE SLAB OVERHEAD.

1 LEVEL L OVERHEAD PLAN
1/32" = 1'-0"





PLAN MODIFICATIONS:

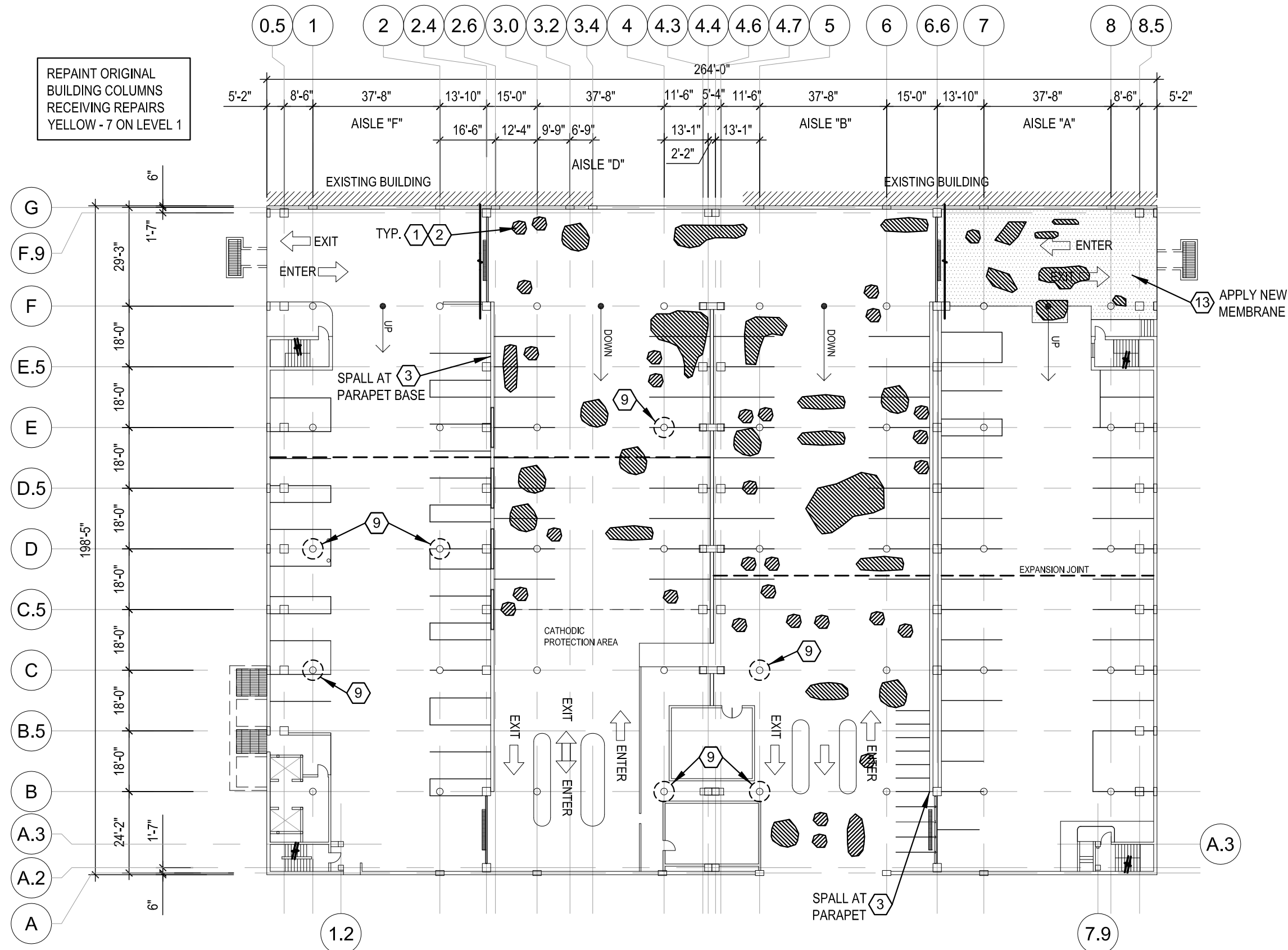
#	Date:	Description:
1		
2		
3		
4		
5		
6		
7		
8		
9		
10		
11		
12		
13		
14		
15		

Design/Drawn: PGB
Approved: JJE

SHEET TITLE:
**LEVEL ONE
FLOOR PLAN**

SHEET NUMBER:

SC3



REPAINT ORIGINAL BUILDING COLUMNS RECEIVING REPAIRS YELLOW - 7 ON LEVEL 1

A.3

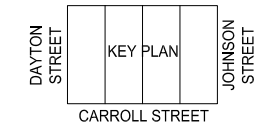

7.9

1.2

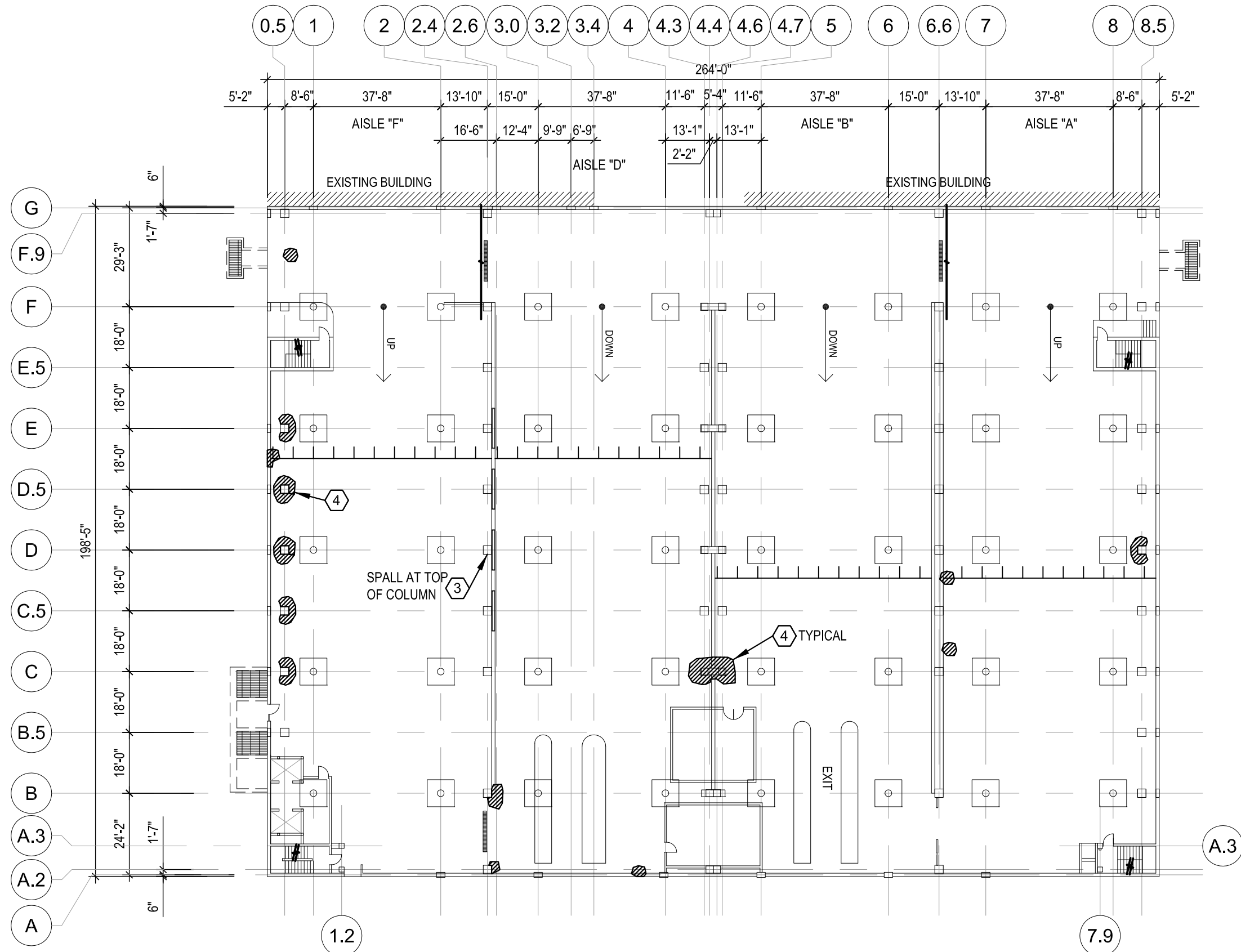
LEGEND

- (X) REPAIR ITEM NUMBER REFERS TO WORK ITEM OUTLINED IN THE UNIT PRICES SECTION OF SPEC
- (Hatched Circle) CONCRETE DELAMINATION. FOR REFERENCE ONLY, ENGINEER TO MAP REPAIR AREAS WITH CONTRACTOR

1 LEVEL 1 FLOOR PLAN
1/32" = 1'-0"



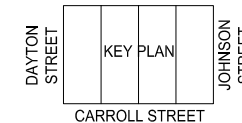

File: I:\2015\157159\3.3_2018 Restoration Docs\DWG\SSCO_2018 - Restoration.dwg Layout: SC4 User: pbaker Plotted: Feb 15, 2018 - 11:25am Xref's:



LEGEND

- X REPAIR ITEM NUMBER REFERS TO WORK ITEM OUTLINED IN THE UNIT PRICES SECTION OF SPEC
- AREA HAS CONCRETE DELAMINATION AT CONCRETE SLAB OVERHEAD.

1 **LEVEL 1 OVERHEAD PLAN**
1/32" = 1'-0"



CREATE THE VISION ➤ TELL THE STORY

MADISON | MILWAUKEE
KENOSHA | APPLETON | WAUSAU

MADISON REGIONAL OFFICE
161 HORIZON DRIVE, SUITE 101
VERONA, WISCONSIN 53593
P. 608.848.5060



CLIENT ADDRESS:
**30 W MIFFLIN ST, SUITE 900
MADISON, WISCONSIN 53703**

PROJECT:
**2018 PARKING GARAGE
MAINTENANCE**

PROJECT LOCATION:
STATE STREET CAPITOL

PLAN MODIFICATIONS:

#	Date:	Description:
1		
2		
3		
4		
5		
6		
7		
8		
9		
10		
11		
12		
13		
14		
15		

Design/Drawn: PGB
Approved: JJE

SHEET TITLE:
**LEVEL ONE
OVERHEAD PLAN**

SHEET NUMBER:
SC4

THESE PLANS AND DESIGNS ARE COPYRIGHT PROTECTED AND MAY NOT BE USED IN WHOLE OR IN PART WITHOUT THE WRITTEN CONSENT OF JSD PROFESSIONAL SERVICES, INC.



PLAN MODIFICATIONS:

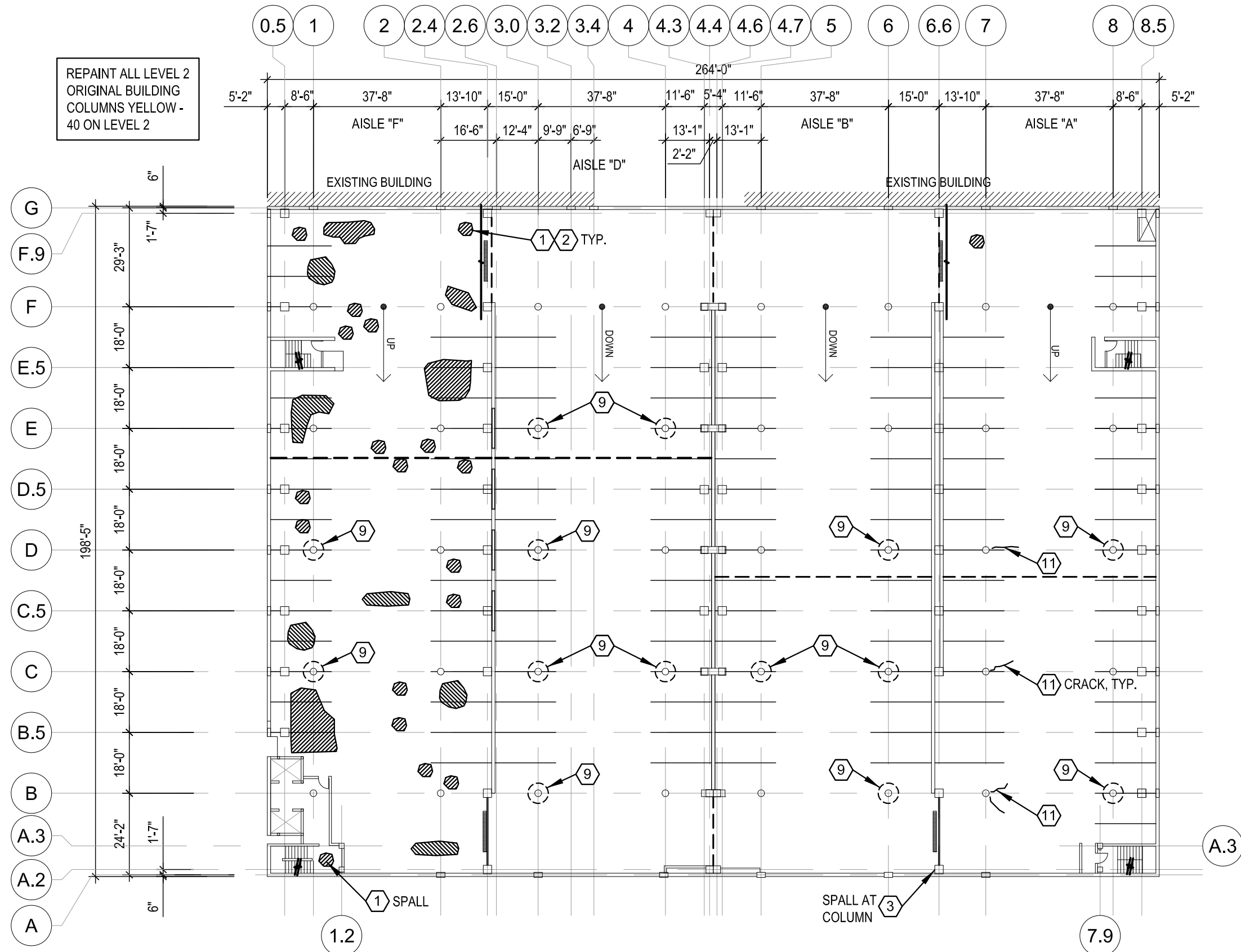
#	Date:	Description:
1		
2		
3		
4		
5		
6		
7		
8		
9		
10		
11		
12		
13		
14		
15		

Design/Drawn: PGB
Approved: JJE

SHEET TITLE:
**LEVEL TWO
FLOOR PLAN**

SHEET NUMBER:

SC5

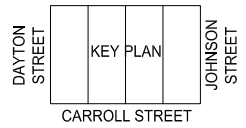



REPAIR ALL LEVEL 2 ORIGINAL BUILDING COLUMNS YELLOW - 40 ON LEVEL 2

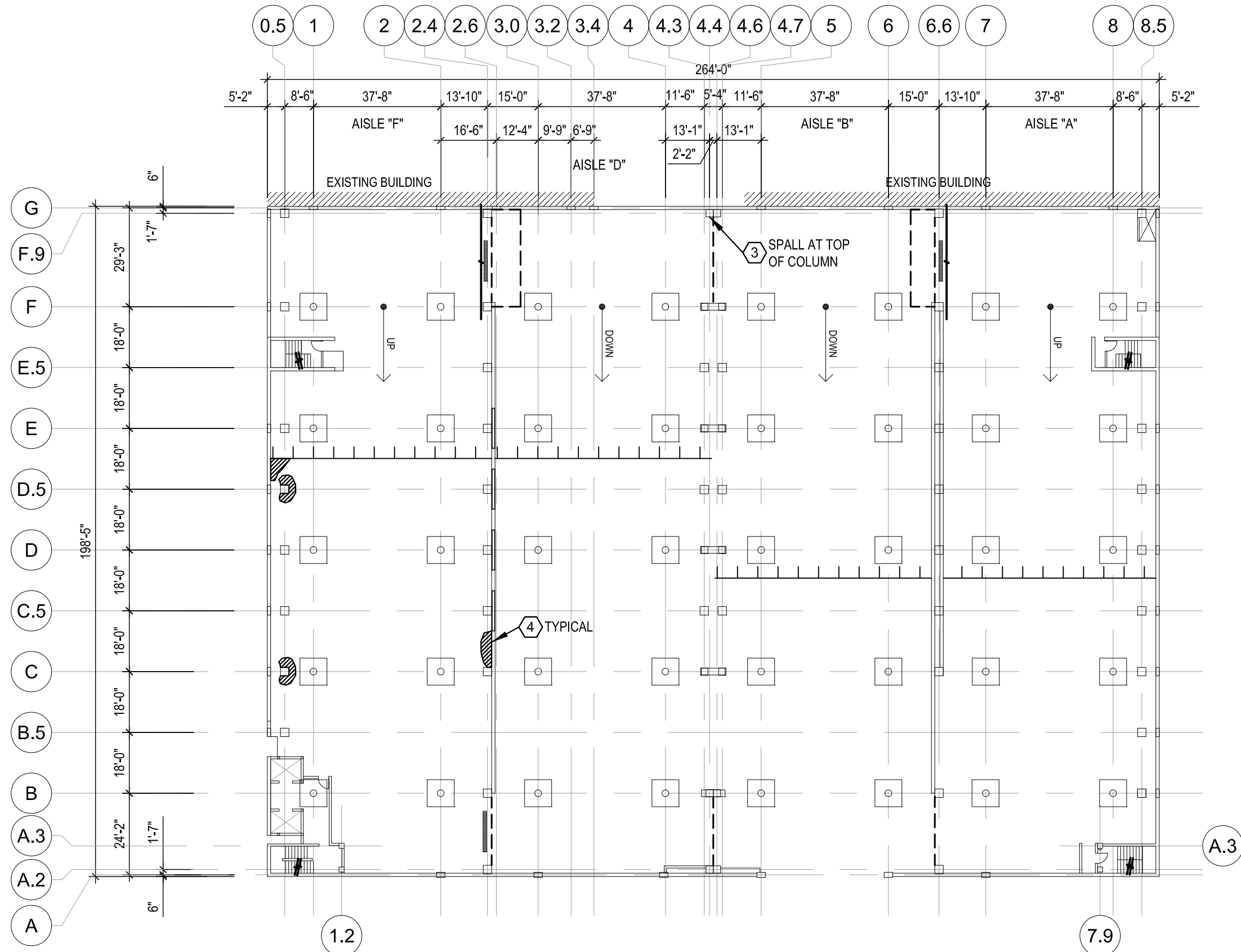
LEGEND

- (X) REPAIR ITEM NUMBER REFERS TO WORK ITEM OUTLINED IN THE UNIT PRICES SECTION OF SPEC
- (Hatched) CONCRETE DELAMINATION. FOR REFERENCE ONLY, ENGINEER TO MAP REPAIR AREAS WITH CONTRACTOR

1 LEVEL 2 FLOOR PLAN
1/32" = 1'-0"




File: I:\2015\157159\3.3_2018 Restoration Docs\DWG\SSCO 2018 - Restoration.dwg Layout: SC6 User: pbaker Plotted: Feb 15, 2018 - 11:27am Xref's:



LEGEND

- X REPAIR ITEM NUMBER REFERS TO WORK ITEM OUTLINED IN THE UNIT PRICES SECTION OF SPEC
- AREA HAS CONCRETE DELAMINATION AT CONCRETE SLAB OVERHEAD.

1 **LEVEL 2 OVERHEAD PLAN**
1/32" = 1'-0"



CREATE THE VISION TELL THE STORY

MADISON | MILWAUKEE
KENOSHA | APPLETON | WAUSAU

MADISON REGIONAL OFFICE
161 HORIZON DRIVE, SUITE 101
VERONA, WISCONSIN 53593
P. 608.848.5060

CLIENT:



CLIENT ADDRESS:
**30 W MIFFLIN ST, SUITE 900
MADISON, WISCONSIN 53703**

PROJECT:
**2018 PARKING GARAGE
MAINTENANCE**

PROJECT LOCATION:
STATE STREET CAPITOL

PLAN MODIFICATIONS:

#	Date:	Description:
1		
2		
3		
4		
5		
6		
7		
8		
9		
10		
11		
12		
13		
14		
15		

Design/Drawn: PGB
Approved: JJE

SHEET TITLE:
**LEVEL TWO
OVERHEAD PLAN**

SHEET NUMBER:
SC6

THESE PLANS AND DESIGNS ARE COPYRIGHT PROTECTED AND MAY NOT BE USED IN WHOLE OR IN PART WITHOUT THE WRITTEN CONSENT OF JSD PROFESSIONAL SERVICES, INC.



PLAN MODIFICATIONS:


#	Date:	Description:
1		
2		
3		
4		
5		
6		
7		
8		
9		
10		
11		
12		
13		
14		
15		

Design/Drawn: PGB
Approved: JJE

SHEET TITLE:
**LEVEL THREE
FLOOR PLAN**

SHEET NUMBER:

SC7

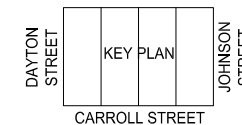



LEGEND

(X) REPAIR ITEM NUMBER REFERS TO WORK ITEM OUTLINED IN THE UNIT PRICES SECTION OF SPEC

(Hatched) CONCRETE DELAMINATION. FOR REFERENCE ONLY, ENGINEER TO MAP REPAIR AREAS WITH CONTRACTOR

1 LEVEL 3 FLOOR PLAN
1/32" = 1'-0"





PLAN MODIFICATIONS:

#	Date:	Description:
1		
2		
3		
4		
5		
6		
7		
8		
9		
10		
11		
12		
13		
14		
15		

Design/Drawn: PGB
Approved: JJE

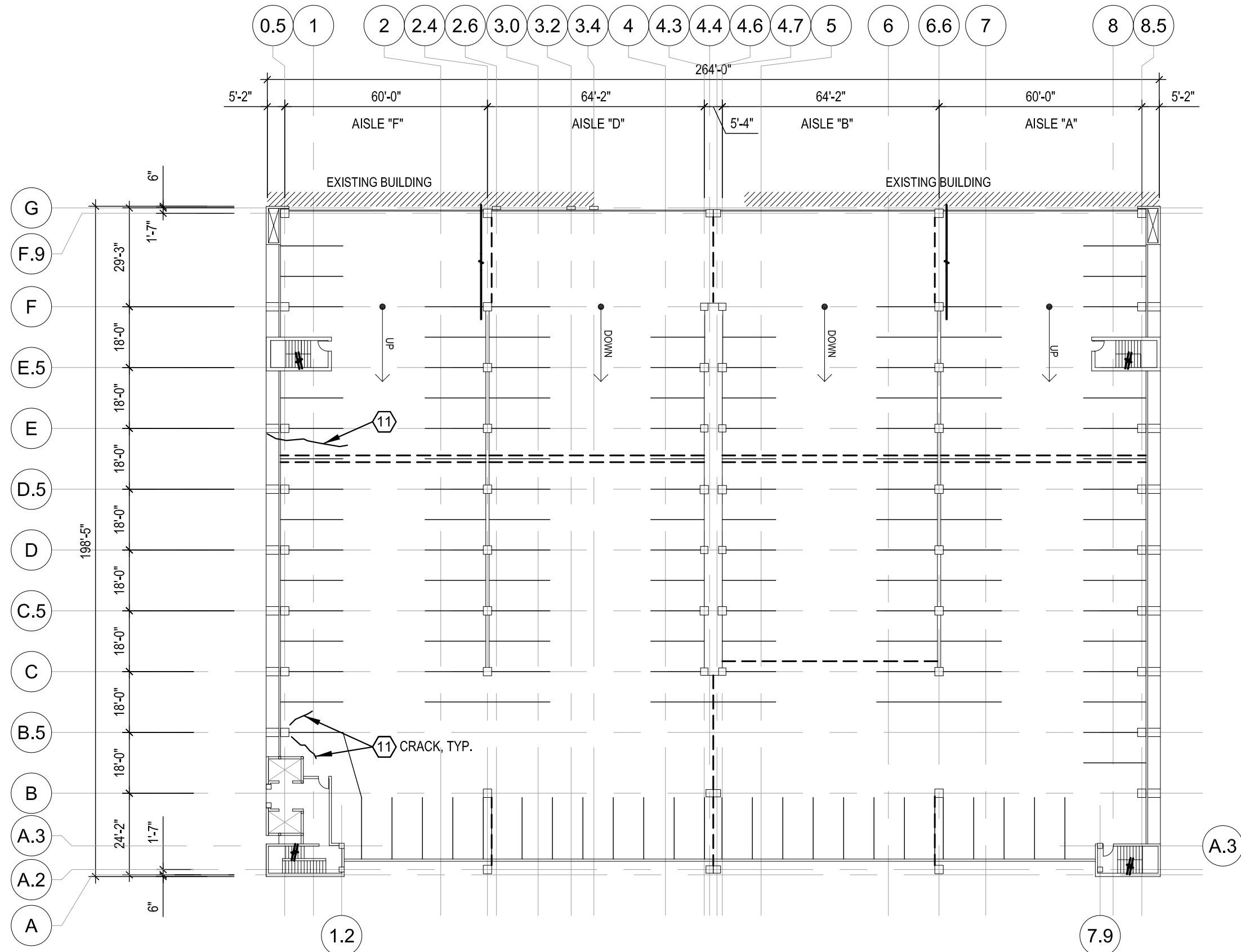
SHEET TITLE:
**LEVEL FOUR
FLOOR PLAN**

SHEET NUMBER:

SC8

JSD PROJECT NO:

15-7159

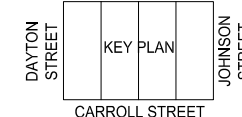



LEGEND

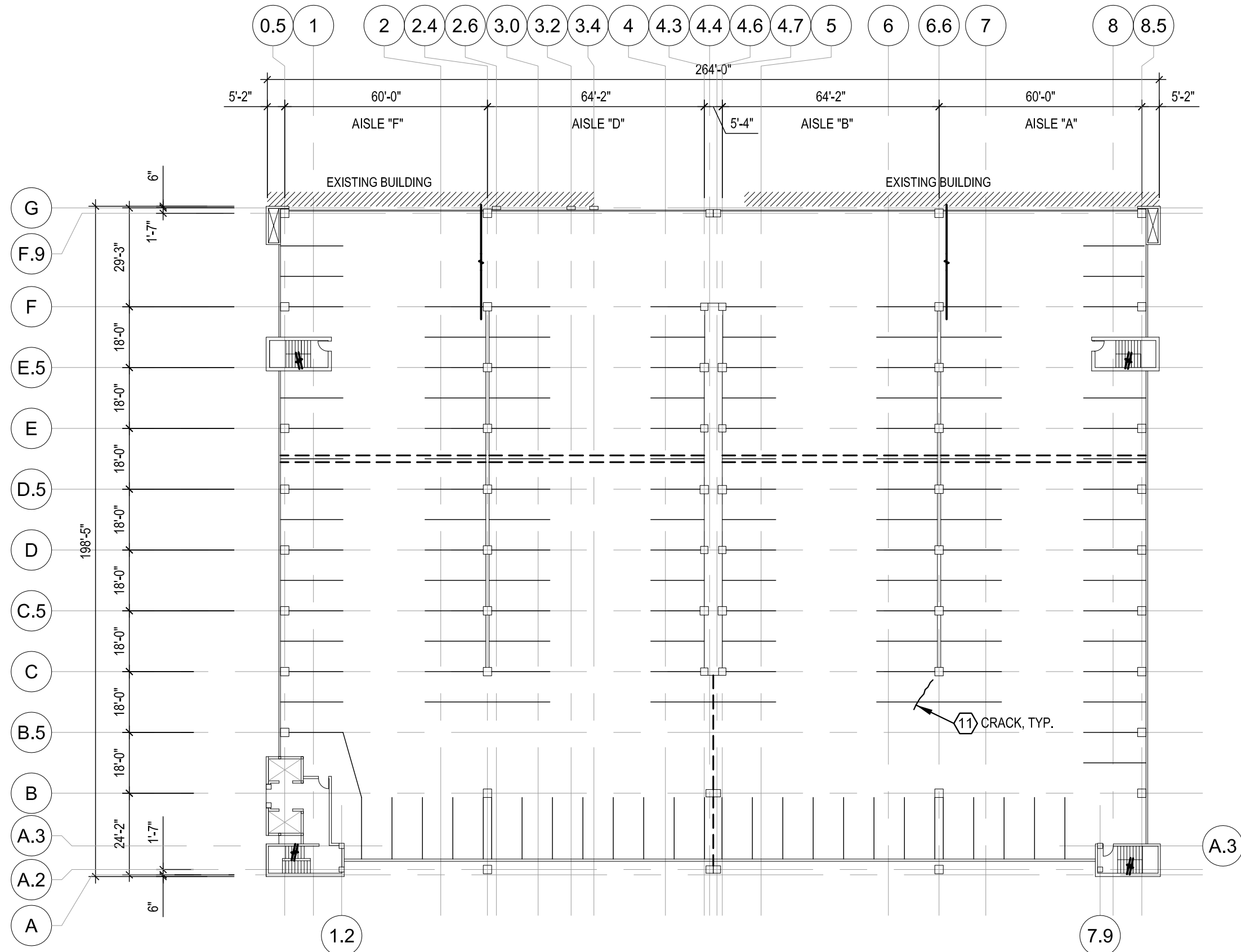
(X) REPAIR ITEM NUMBER REFERS TO WORK ITEM OUTLINED IN THE UNIT PRICES SECTION OF SPEC

(Hatched Circle) CONCRETE DELAMINATION. FOR REFERENCE ONLY, ENGINEER TO MAP REPAIR AREAS WITH CONTRACTOR

1 LEVEL 4 FLOOR PLAN
1/32" = 1'-0"



File: I:\2015\157159\3.3_2018 Restoration Docs\DWG\SSCO 2018 - Restoration.dwg Layout: SC9 User: pbaker Plotted: Feb 15, 2018 - 11:29am Xref's:

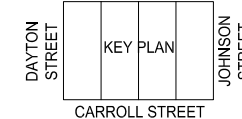



LEGEND

(X) REPAIR ITEM NUMBER REFERS TO WORK ITEM OUTLINED IN THE UNIT PRICES SECTION OF SPEC

(Hatched) CONCRETE DELAMINATION. FOR REFERENCE ONLY, ENGINEER TO MAP REPAIR AREAS WITH CONTRACTOR

1 LEVEL 5 FLOOR PLAN
1/32" = 1'-0"



CREATE THE VISION TELL THE STORY

MADISON | MILWAUKEE
KENOSHA | APPLETON | WAUSAU

MADISON REGIONAL OFFICE
161 HORIZON DRIVE, SUITE 101
VERONA, WISCONSIN 53593
P. 608.848.5060



CLIENT ADDRESS:
**30 W MIFFLIN ST, SUITE 900
MADISON, WISCONSIN 53703**

PROJECT:
**2018 PARKING GARAGE
MAINTENANCE**

PROJECT LOCATION:
STATE STREET CAPITOL

PLAN MODIFICATIONS:

#	Date:	Description:
1		
2		
3		
4		
5		
6		
7		
8		
9		
10		
11		
12		
13		
14		
15		

Design/Drawn: PGB
Approved: JJE

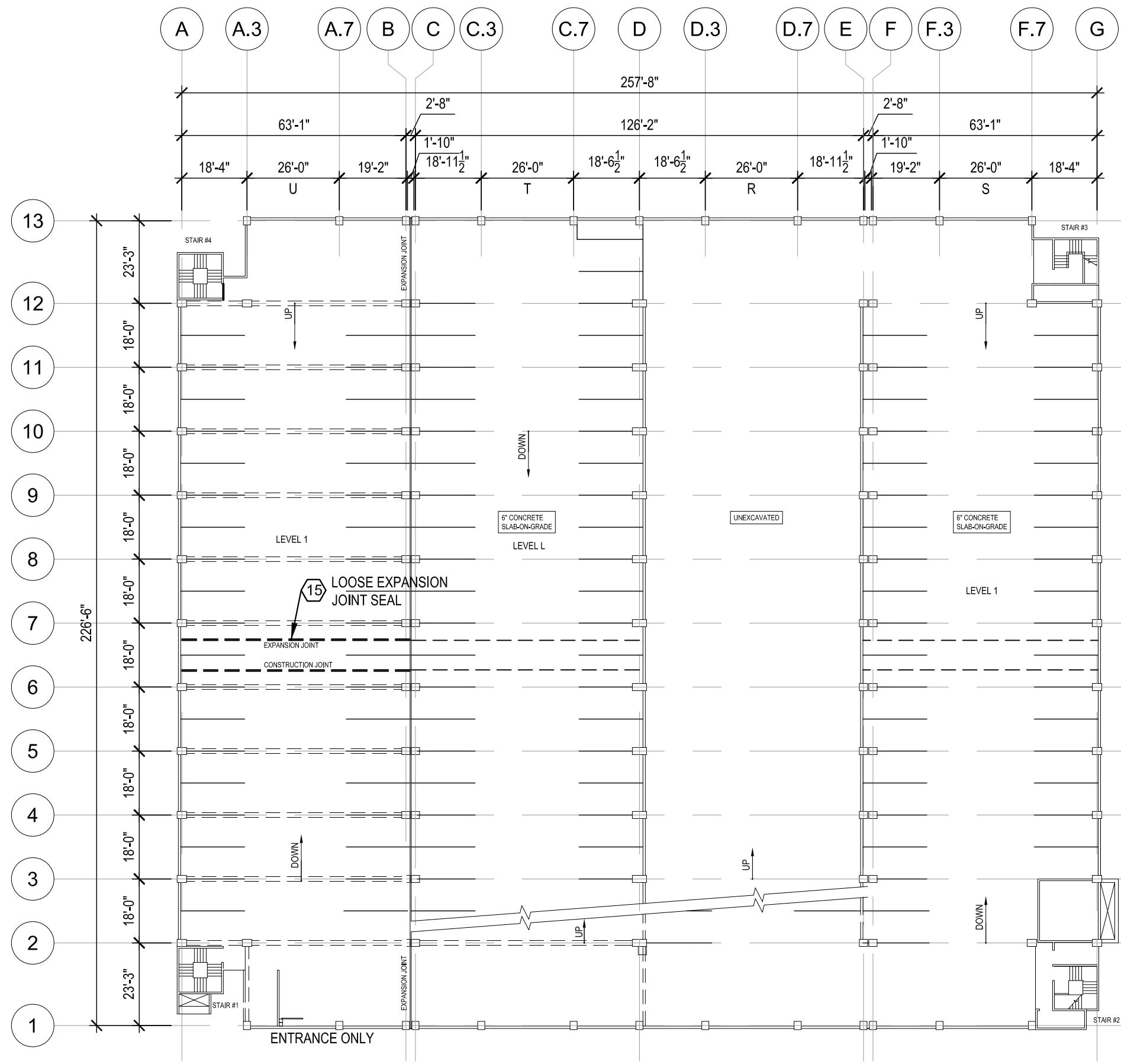
SHEET TITLE:
**LEVEL FIVE
FLOOR PLAN**

SHEET NUMBER:
SC9

JSD PROJECT NO: 15-7159

THESE PLANS AND DESIGNS ARE COPYRIGHT PROTECTED AND MAY NOT BE USED IN WHOLE OR IN PART WITHOUT THE WRITTEN CONSENT OF JSD PROFESSIONAL SERVICES, INC.


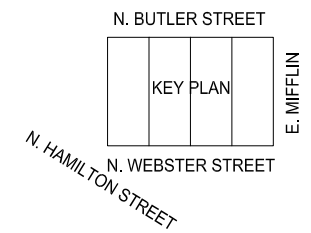
File: I:\2015\157159\3.3_2018 Restoration Docs\DWG\CSN 2018 - Restoration.dwg Layout: CN1 User: pbaker Plotted: Feb 15, 2018 - 11:51am Xref's:



1 LEVEL L AND 1 FLOOR PLAN
1/32" = 1'-0"

LEGEND

(X) REPAIR ITEM NUMBER REFERS TO WORK ITEM OUTLINED IN THE UNIT PRICES SECTION OF SPEC



CREATE THE VISION TELL THE STORY

MADISON | MILWAUKEE
KENOSHA | APPLETON | WAUSAU

MADISON REGIONAL OFFICE
161 HORIZON DRIVE, SUITE 101
VERONA, WISCONSIN 53593
P. 608.848.5060

CLIENT:



CLIENT ADDRESS:
**30 W MIFFLIN ST, SUITE 900
MADISON, WISCONSIN 53703**

PROJECT:
**2018 PARKING GARAGE
MAINTENANCE**

PROJECT LOCATION:
CAPITOL SQUARE NORTH

PLAN MODIFICATIONS:

#	Date:	Description:
1		
2		
3		
4		
5		
6		
7		
8		
9		
10		
11		
12		
13		
14		
15		

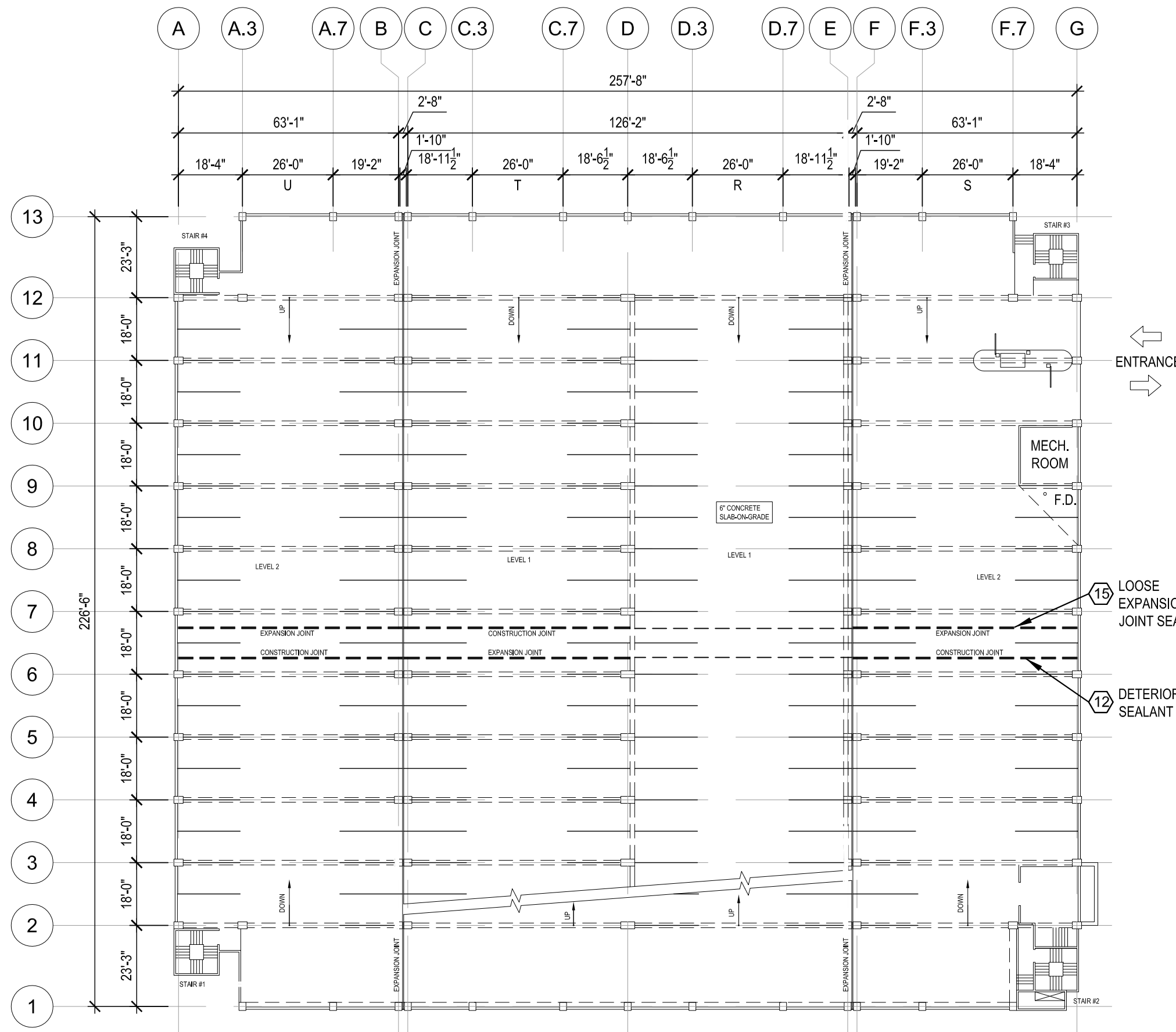
Design/Drawn: PGB
Approved: JJE

SHEET TITLE:
**LEVEL L AND 1
FLOOR PLAN**

SHEET NUMBER:
CN1

THESE PLANS AND DESIGNS ARE COPYRIGHT PROTECTED AND MAY NOT BE USED IN WHOLE OR IN PART WITHOUT THE WRITTEN CONSENT OF JSD PROFESSIONAL SERVICES, INC.


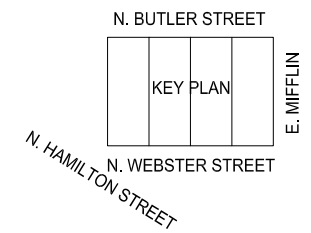
File: I:\2015\157159\3.3_2018 Restoration Docs\DWG\CSN 2018 - Restoration.dwg Layout: CN2 User: pbaker Plotted: Feb 15, 2018 - 11:51am Xrefs:



LEGEND

(X) REPAIR ITEM NUMBER REFERS TO WORK ITEM OUTLINED IN THE UNIT PRICES SECTION OF SPEC

1 LEVEL 1 AND 2 FLOOR PLAN
1/32" = 1'-0"



CREATE THE VISION TELL THE STORY

MADISON | MILWAUKEE
KENOSHA | APPLETON | WAUSAU

MADISON REGIONAL OFFICE
161 HORIZON DRIVE, SUITE 101
VERONA, WISCONSIN 53593
P. 608.848.5060

CLIENT:



CLIENT ADDRESS:
**30 W MIFFLIN ST, SUITE 900
MADISON, WISCONSIN 53703**

PROJECT:
2018 PARKING GARAGE MAINTENANCE

PROJECT LOCATION:
CAPITOL SQUARE NORTH

PLAN MODIFICATIONS:

#	Date:	Description:
1		
2		
3		
4		
5		
6		
7		
8		
9		
10		
11		
12		
13		
14		
15		

Design/Drawn: PGB
Approved: JJE

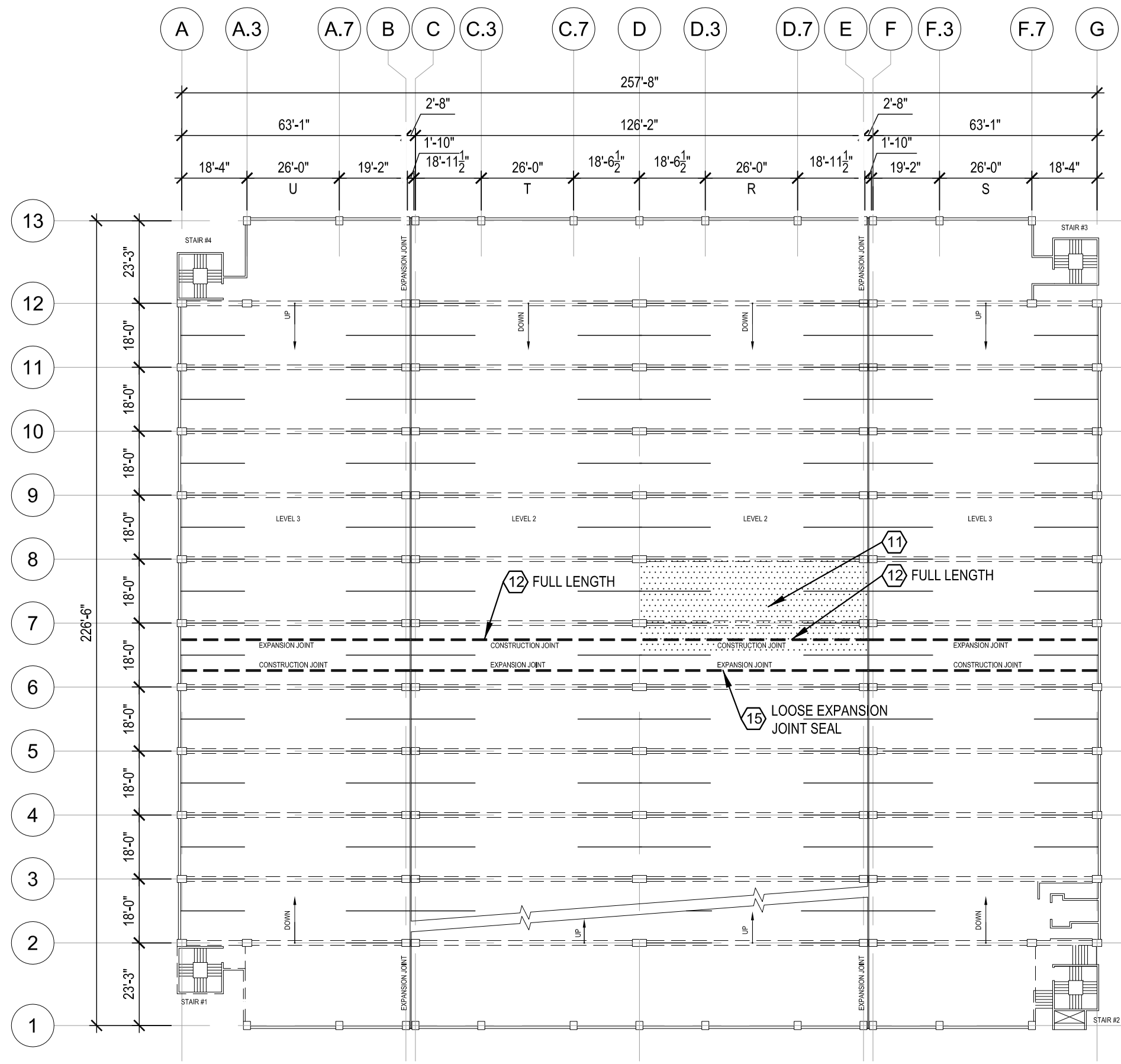
SHEET TITLE:
**LEVEL 1 AND 2
FLOOR PLAN**

SHEET NUMBER:
CN2

JSD PROJECT NO: 15-7159

THESE PLANS AND DESIGNS ARE COPYRIGHT PROTECTED AND MAY NOT BE USED IN WHOLE OR IN PART WITHOUT THE WRITTEN CONSENT OF JSD PROFESSIONAL SERVICES, INC.


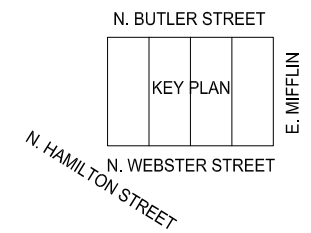
File: I:\2015\157159\3.3_2018 Restoration Docs\DWG\CSN 2018 - Restoration.dwg Layout: CN3 User: pbaker Plotted: Feb 28, 2018 - 8:54am Xref's:



1 LEVEL 2 AND 3 FLOOR PLAN
1/32" = 1'-0"

LEGEND

(X) REPAIR ITEM NUMBER REFERS TO WORK ITEM OUTLINED IN THE UNIT PRICES SECTION OF SPEC



CREATE THE VISION TELL THE STORY

MADISON | MILWAUKEE
KENOSHA | APPLETON | WAUSAU

MADISON REGIONAL OFFICE
161 HORIZON DRIVE, SUITE 101
VERONA, WISCONSIN 53593
P. 608.848.5060

CLIENT:



CLIENT ADDRESS:
**30 W MIFFLIN ST, SUITE 900
MADISON, WISCONSIN 53703**

PROJECT:
**2018 PARKING GARAGE
MAINTENANCE**

PROJECT LOCATION:
CAPITOL SQUARE NORTH

PLAN MODIFICATIONS:

#	Date:	Description:
1		
2		
3		
4		
5		
6		
7		
8		
9		
10		
11		
12		
13		
14		
15		

Design/Drawn: PGB
Approved: JJE


SHEET TITLE:
**LEVEL 2 AND 3
FLOOR PLAN**

SHEET NUMBER:

CN3

THESE PLANS AND DESIGNS ARE COPYRIGHT PROTECTED AND MAY NOT BE USED IN WHOLE OR IN PART WITHOUT THE WRITTEN CONSENT OF JSD PROFESSIONAL SERVICES, INC.


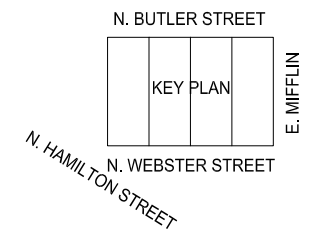
File: I:\2015\157159\3.3_2018 Restoration Docs\DWG\CSN 2018 - Restoration.dwg Layout: CN4 User: pbaker Plotted: Feb 15, 2018 - 11:53am Xrefs:



1 LEVEL 3 AND 4 FLOOR PLAN
1/32" = 1'-0"

LEGEND

(X) REPAIR ITEM NUMBER REFERS TO WORK ITEM OUTLINED IN THE UNIT PRICES SECTION OF SPEC



CREATE THE VISION TELL THE STORY

MADISON | MILWAUKEE
KENOSHA | APPLETON | WAUSAU

MADISON REGIONAL OFFICE
161 HORIZON DRIVE, SUITE 101
VERONA, WISCONSIN 53593
P. 608.848.5060



CLIENT ADDRESS:
**30 W MIFFLIN ST, SUITE 900
MADISON, WISCONSIN 53703**

PROJECT:
**2018 PARKING GARAGE
MAINTENANCE**

PROJECT LOCATION:
CAPITOL SQUARE NORTH

PLAN MODIFICATIONS:

#	Date:	Description:
1		
2		
3		
4		
5		
6		
7		
8		
9		
10		
11		
12		
13		
14		
15		

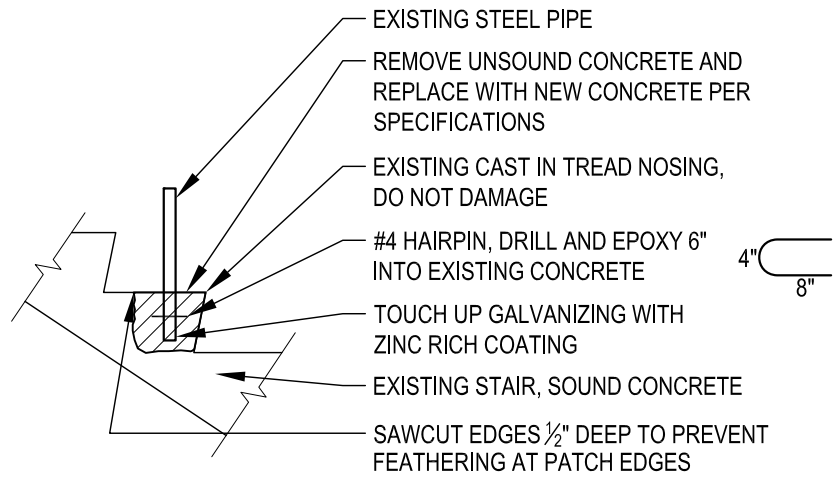
Design/Drawn: PGB
Approved: JJE

SHEET TITLE:
**LEVEL 3 AND 4
FLOOR PLAN**

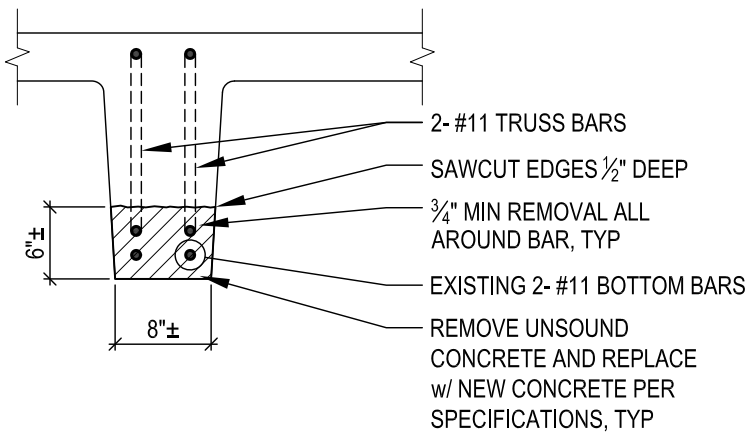
SHEET NUMBER:
CN4

JSD PROJECT NO: 15-7159

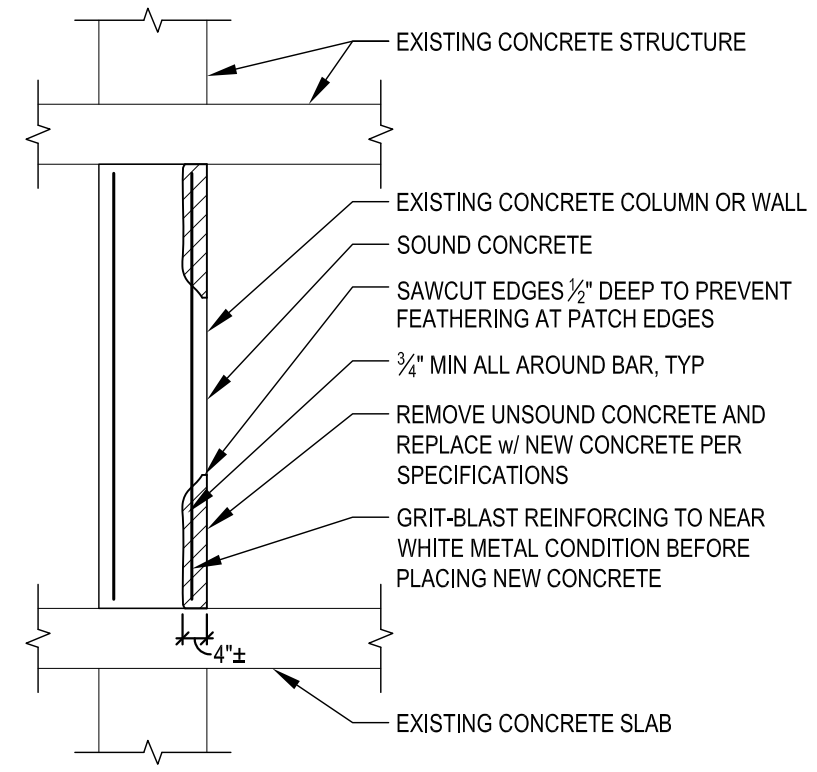
THESE PLANS AND DESIGNS ARE COPYRIGHT PROTECTED AND MAY NOT BE USED IN WHOLE OR IN PART WITHOUT THE WRITTEN CONSENT OF JSD PROFESSIONAL SERVICES, INC.



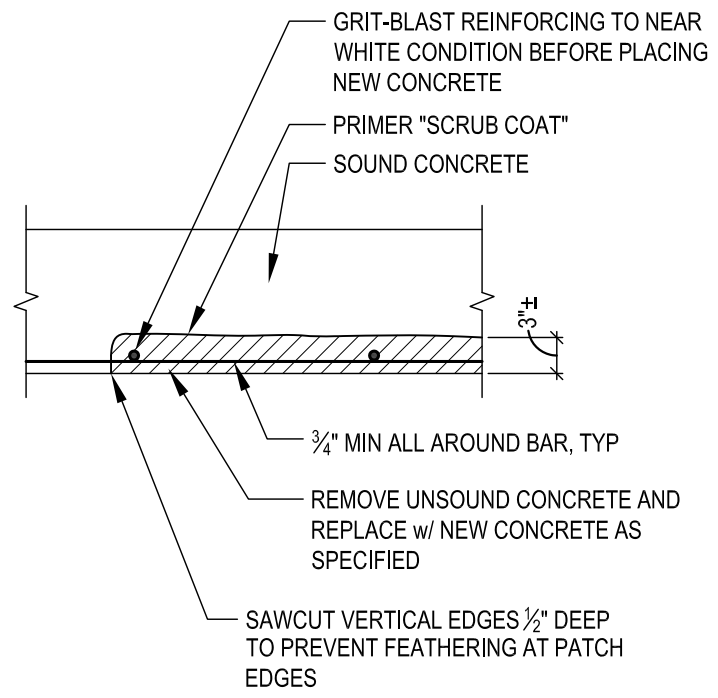
6 STAIR TREAD REPAIR
NTS (OC)



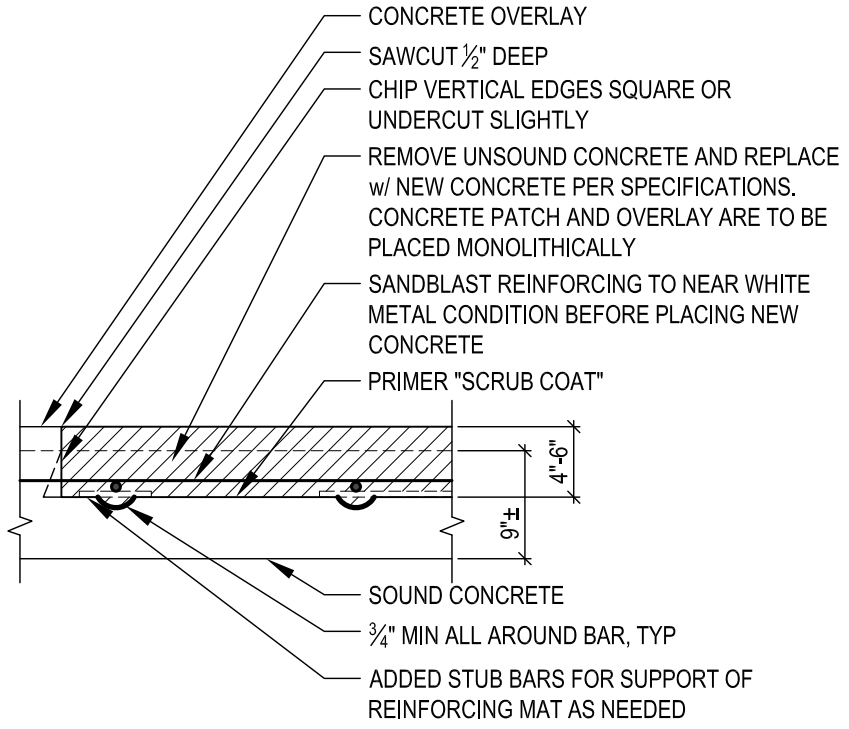
4 BOTTOM OF JOIST REPAIR
3/4" = 1'-0" @ 11"x17" SHEET (SSCL)



2 VERTICAL SURFACE REPAIR
3/4" = 1'-0" @ 11"x17" SHEET

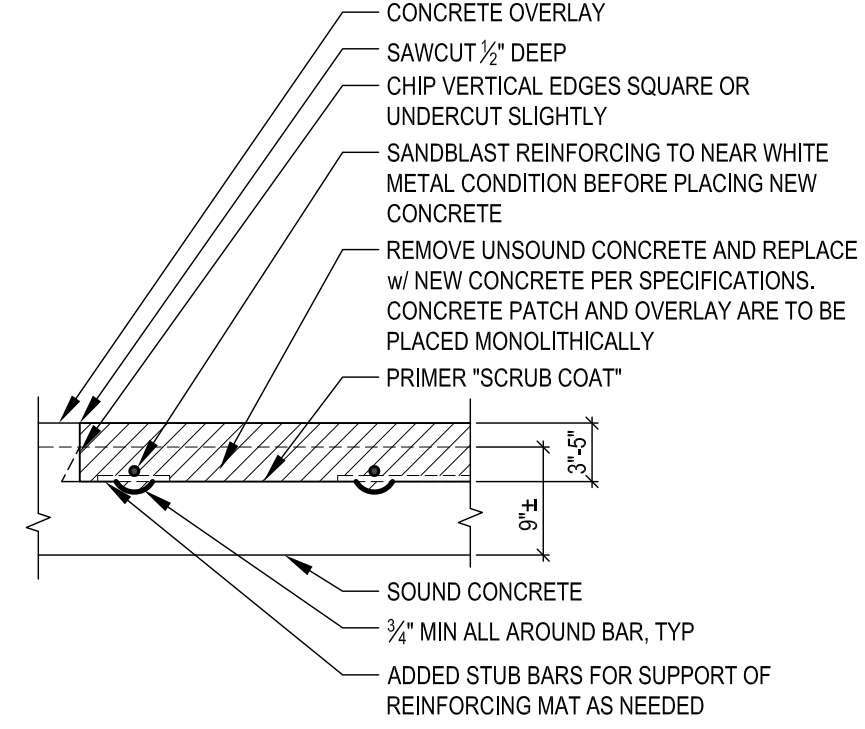


5 OVERHEAD CONCRETE REPAIR
3/4" = 1'-0" @ 11"x17" SHEET



3 TOPSIDE SLAB RESTORATION
3/4" = 1'-0" @ 11"x17" SHEET (2 LAYERS REINFORCING)

NOTE: REMOVAL OF CONCRETE BELOW SUPPORT BARS IS REQUIRED BY SPECIFICATION. NO ADDITIONAL PAYMENT FOR DEEPER REMOVAL IN THESE AREAS



1 TOPSIDE SLAB RESTORATION
3/4" = 1'-0" @ 11"x17" SHEET (1 LAYER REINFORCING)

NOTE: REMOVAL OF CONCRETE BELOW SUPPORT BARS IS REQUIRED BY SPECIFICATION. NO ADDITIONAL PAYMENT FOR DEEPER REMOVAL IN THESE AREAS



CREATE THE VISION TELL THE STORY

MADISON | MILWAUKEE
KENOSHA | APPLETON | WAUSAU

MADISON REGIONAL OFFICE
161 HORIZON DRIVE, SUITE 101
VERONA, WISCONSIN 53593
P. 608.848.5060



CLIENT ADDRESS:
30 W MIFFLIN ST, SUITE 900
MADISON, WISCONSIN 53703

PROJECT:
2018 PARKING GARAGE
MAINTENANCE

PROJECT LOCATION:
MADISON, WI

PLAN MODIFICATIONS:

#	Date	Description
1		
2		
3		
4		
5		
6		
7		
8		
9		
10		
11		
12		
13		
14		
15		

Design/Drawn: PGB
Approved: JJE

SHEET TITLE:
RESTORATION
DETAILS

SHEET NUMBER:
D1

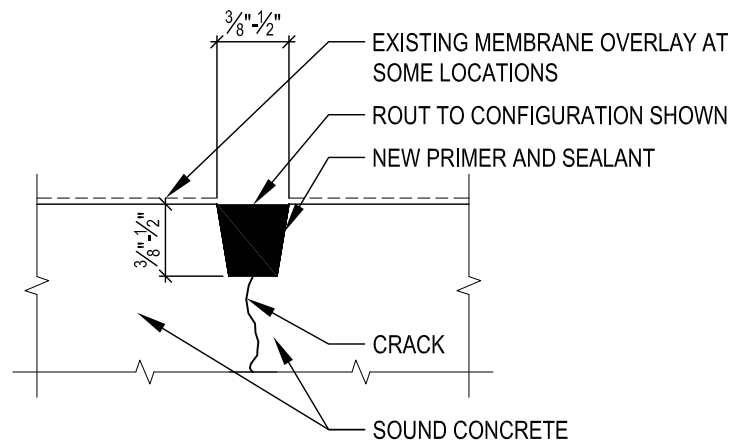


REMOVE EXISTING CHIPPED GYPSUM BOARD.

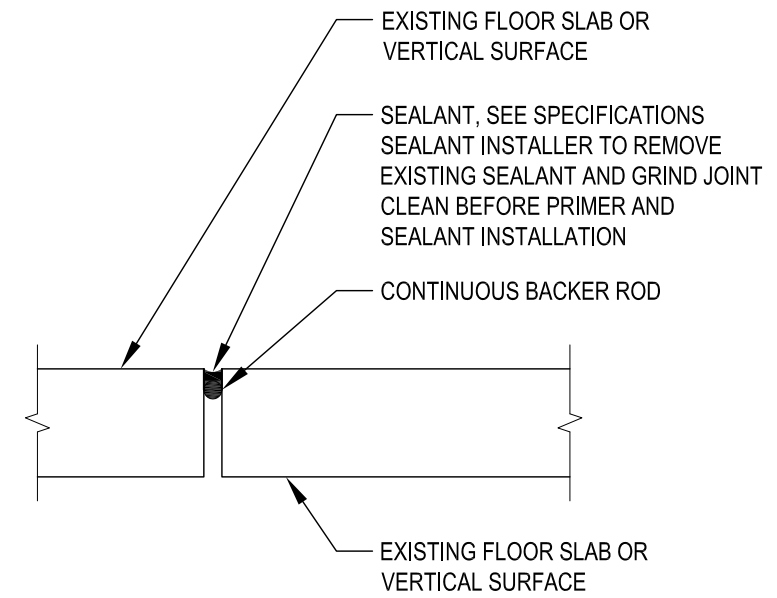
REPLACE STEEL EDGING IF REQUIRED

NEW GYPSUM BOARD AND CEMENTITIOUS COATING.

6 FINISHING AT OC FRAMED BEAM
NTS (OC)



4 ROUT AND SEAL DETAIL
NTS (OC, SSCO)



2 SEALANT REPLACEMENT
NTS (SSCL, SSCF, CSN)



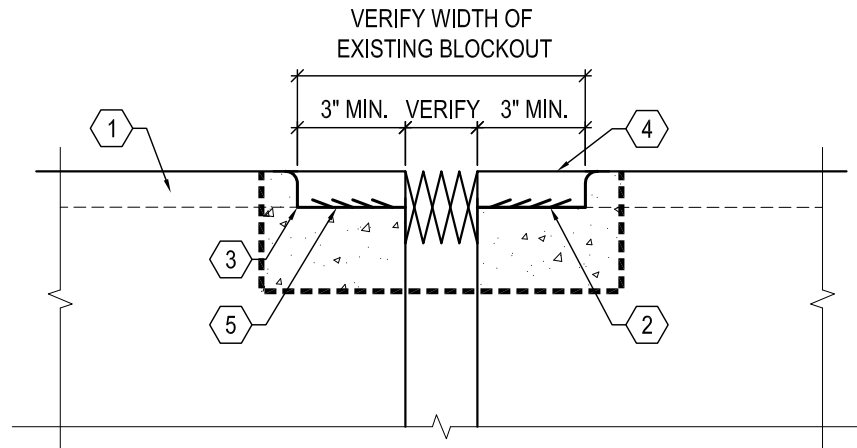
EXISTING STEEL PIPE

3/4" MIN REMOVAL ALL AROUND BAR, TYP

GRIT-BLAST EXISTING #4 BARS TO NEAR WHITE CONDITIONS

REMOVE UNSOUND CONCRETE AND REPLACE w/ NEW CONCRETE PER SPECIFICATIONS, TYP

5 TOP OF COLUMN REPAIRS
NTS (SSCL)



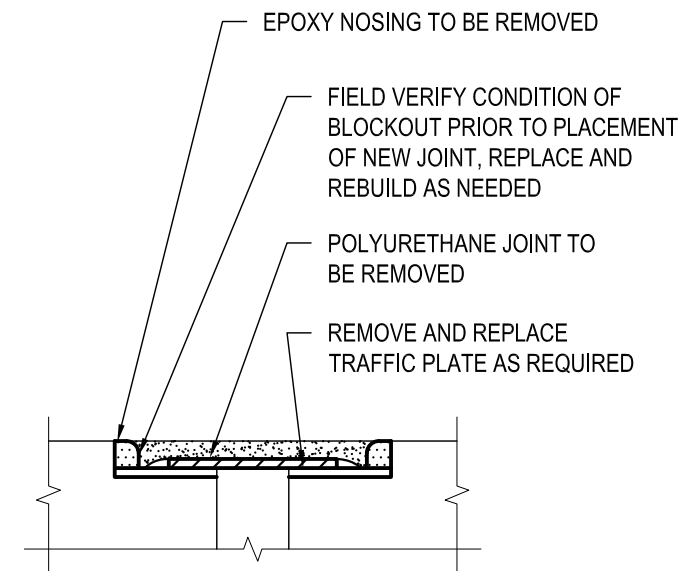
GENERAL NOTES

- CONTRACTOR TO VERIFY RECESS IS FREE OF VOIDS AND HONEYCOMB
- CONTRACTOR SHALL REMOVE ALL EXISTING EXPANSION JOINT MATERIAL AND CLEAN BLOCKOUT TO RECEIVE NEW EXPANSION JOINT SEAL.
- CONCRETE BED TO BE IN SAME PLANE ON BOTH SIDES OF OPENING.
- SEAL COMPONENTS SHALL BE SLIGHTLY DEPRESSED BELOW SURFACE OF CONCRETE DECK.

DETAIL NOTES

- 1" CONCRETE OVERLAY
- COAT BASE OF BLOCKOUT WITH RESIN MIXTURE ONLY
- PRIMER ON EDGE OF JOINT
- POLYURETHANE ELASTOMETRIC CONCRETE
- EXPANSION JOINT SEAL

3 EXPANSION JOINT REPLACEMENT
NTS (SSCF)



1 EXPANSION JNT REPLACEMENT
3/4" = 1'-0" @ 11"x17" SHEET (OC)



CREATE THE VISION TELL THE STORY

MADISON | MILWAUKEE
KENOSHA | APPLETON | WAUSAU

MADISON REGIONAL OFFICE
161 HORIZON DRIVE, SUITE 101
VERONA, WISCONSIN 53593
P. 608.848.5060



CLIENT ADDRESS:
30 W MIFFLIN ST, SUITE 900
MADISON, WISCONSIN 53703

PROJECT:
2018 PARKING GARAGE
MAINTENANCE

PROJECT LOCATION:
MADISON, WI

PLAN MODIFICATIONS:

#	Date	Description
1		
2		
3		
4		
5		
6		
7		
8		
9		
10		
11		
12		
13		
14		
15		

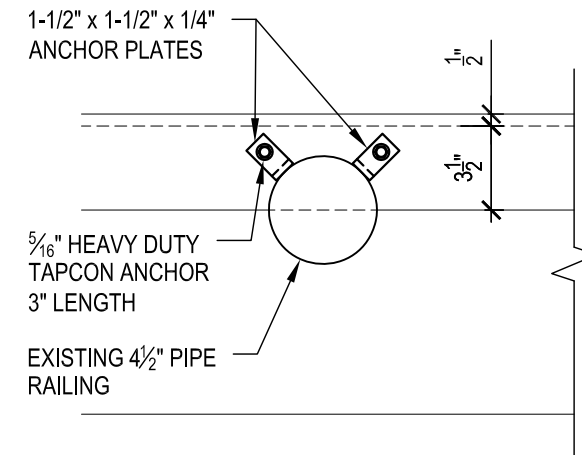
Design/Drawn: PGB
Approved: JJE

SHEET TITLE:
RESTORATION
DETAILS

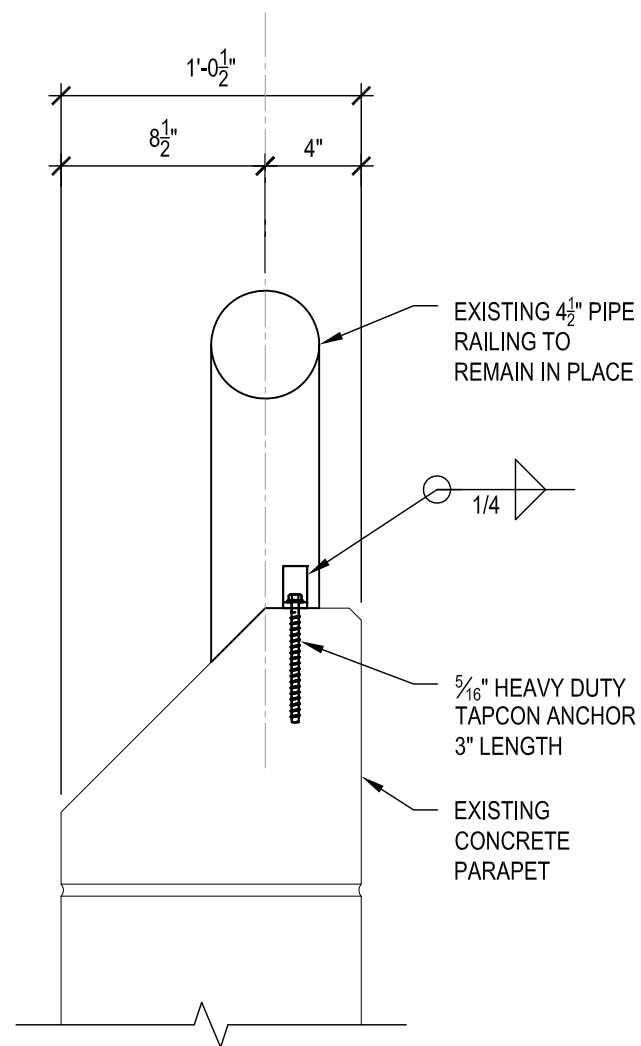
SHEET NUMBER:
D2



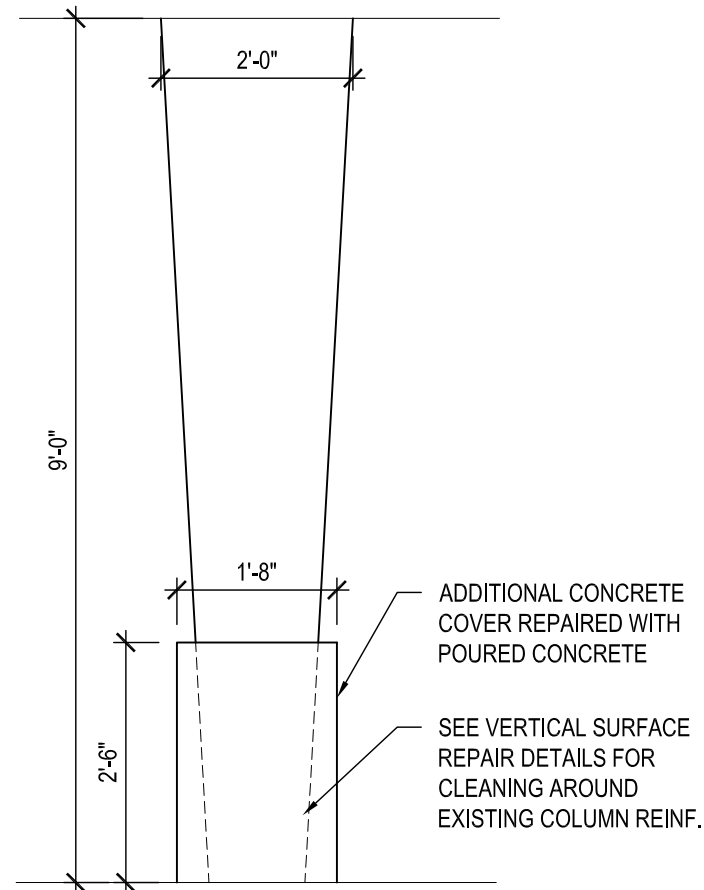
#	Date	Description
1		
2		
3		
4		
5		
6		
7		
8		
9		
10		
11		
12		
13		
14		
15		



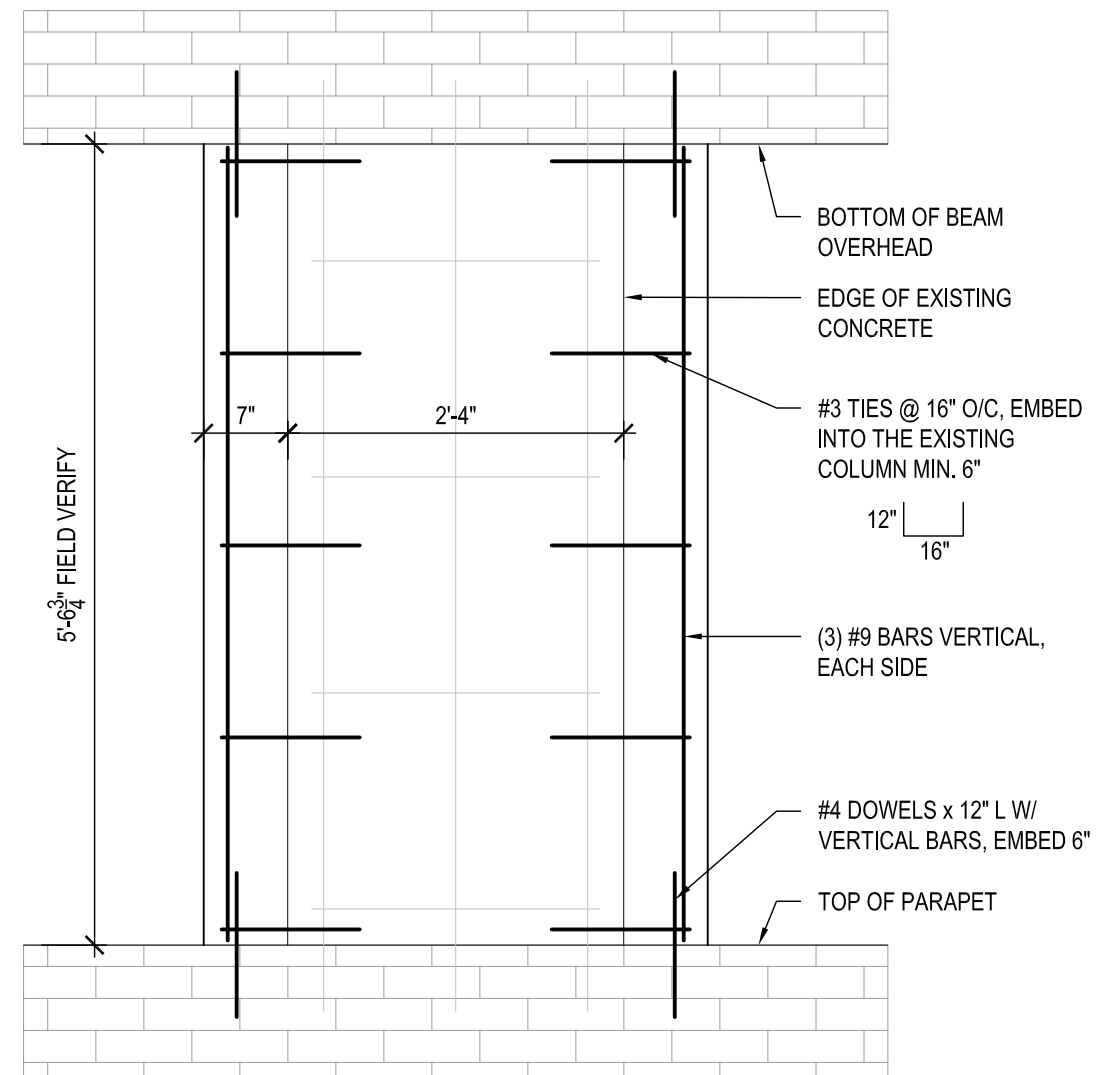
2 ANCHOR PLATE PLAN DETAIL
1-1/2" = 1'-0"



4 RAILING ANCHOR SECTION
1-1/2" = 1'-0"



3 CONCRETE REPAIR AT COLUMN
1/2" = 1'-0" @ 11"x17" SHEET (SSCO)



1 THICKENED COLUMN SECTION
3/4" = 1'-0" @ 11"x17" SHEET (SSCL)